

2023

# ENGINEERING CURRICULUM

**B. Tech. Regular / Honors**



**BONAM VENKATA CHALAMAYYA ENGINEERING COLLEGE**  
**(AUTONOMOUS)**

(Approved by AICTE, Permanently Affiliated to JNTUK, Kakinada  
Odalarevu, Allavaram Mandal, Andhra Pradesh, INDIA - 533210)



## **Bonam Venkata Chalamayya Engineering College**

### **Autonomous**

Odalarevu, Allavaram Mandal,  
Andhra Pradesh, INDIA - 533210.

Permanently affiliated to

Jawaharlal Nehru Technological University Kakinada,  
Kakinada

[www.bvcec.edu.in](http://www.bvcec.edu.in) mail id: [bvce@bvcegroup.in](mailto:bvce@bvcegroup.in)

## **B. Tech (Regular-Full time)**

(Effective for the students admitted into I year from the Academic  
Year **2023-24** onwards)

&

## **B.Tech.(Lateral Entry Scheme)**

(Effective for the students admitted into II year through Lateral  
Entry Scheme from the Academic Year **2024 - 25** onwards)

## Academic Regulations (BR23) for B. Tech (Regular-Full time)

(Effective for the students admitted into I year from  
the Academic Year 2023-24 onwards)

### 1. Award of the Degree

- (a) Award of the B.Tech. Degree / B.Tech. Degree with a Minor if he/she fulfils the following:
- (i) Pursues a course of study for not less than four academic years and not more than eight academic years. However, for the students availing Gap year facility, this period shall be extended by two years at the most, and these two years would be in addition to the maximum period permitted for graduation (Eight years).
  - (ii) Registers for 160 credits and secures all 160 credits.
- (b) **Award of B.Tech. degree with Honors** if he/she fulfils the following:
- (i) Student secures an additional 15 credits, fulfilling all the requisites of a B.Tech. degree i.e., 160 credits.
  - (ii) Registering for Honors is optional.
  - (iii) Honors is to be completed simultaneously with B.Tech. degree.

2. Students who fail to fulfil all the academic requirements for the award of the degree within eight academic years from the year of their admission shall forfeit their seat in B.Tech. degree and their admission stands cancelled. This clause shall be read along with clause 1 a) i).

### 3. Admissions

Admission to the B. Tech Program shall be made subject to the eligibility, qualifications, and specialization prescribed by the UGC/AICTE/A.P. State Government/University from time to time. Admissions shall be made either based on the merit rank obtained by the student in the common entrance examination conducted by the A.P State Government/University or any other order of merit approved by the A.P. State Government/ University subject to reservations as prescribed by the UGC/AICTE/A.P.State Government/ University from time to time.

### 4. Program related terms

**Credit:** A unit by which the course work is measured. It determines the number of hours of instruction required per week. One credit is equivalent to one hour of teaching (Lecture/Tutorial) or two hours of practical work/field work per week.

#### Credit Definition:

1 Hr. Lecture (L) per week	1 credit
1 Hr. Tutorial (T) per week	1 credit
1 Hr. Practical (P) per week	0.5 credit



- a) **Academic Year:** Two consecutive (one odd + one even) semesters constitute one academic year.
- b) **Choice Based Credit System (CBCS):** The CBCS provides a choice for students to select from the prescribed courses.

#### 5. Semester/Credits:

- i) An academic year is divided into two semesters, and each semester comprises 90 working days.
- ii) The summer term is for eight weeks during summer vacation. Internship/ apprenticeship / work-based vocational education and training can be carried out during the summer term, especially by students who wish to exit after two semesters or four semesters of study.
- iii) Regular courses may also be completed well in advance through MOOCs satisfying prerequisites.

#### 6. Structure of the Undergraduate Programme

All courses offered for the undergraduate program (B. Tech.) are broadly classified as follows:

S.No.	Category	Breakup of Credits (Total 160)	Percentage of total credits	AICTE Recommendation (%)
1.	Humanities and Social Science including Management (HM)	13	8 %	8 – 9%
2.	Basic Sciences (BS)	20	13 %	12 - 16%
3.	Engineering Sciences (ES)	23.5	14%	10 – 18%
4.	Professional Core (PC)	54.5	34 %	30 – 36%
5.	Electives – Professional (PE) & Open (OE); Domain Specific Skill Enhancement Courses (SC)	33	21 %	19 - 23%
6.	Internships & Project work (PR)	16	10 %	8 – 11%
7.	Mandatory Courses (MC)	Non-credit	Non-credit	-

#### 7. Course Classification:

All subjects/ courses offered for the undergraduate programme in Engineering & Technology (B.Tech. degree programmes) are broadly classified as follows:



S.No.	Broad Course Classification	Course Category	Description
1.	Foundation Courses	Foundation courses	Includes Mathematics, Physics and Chemistry; fundamental engineering courses; humanities, social sciences and management courses
2.	Core Courses	Professional Core Courses (PC)	Includes subjects related to the parent discipline/department/branch of Engineering
3.	Elective Courses	Professional Elective Courses (PE)	Includes elective subjects related to the parent discipline/department/ branch of Engineering
		Open Elective Courses (OE)	Elective subjects which include interdisciplinary subjects or subjects in an area outside the parent discipline/ department/ branch of Engineering
		Domain specific skill enhancement courses (SC)	interdisciplinary/job-oriented/domain courses which are relevant to the industry
4.	Project & Internships	Project	B.Tech. Project or Major Project
		Internships	Summer Internships – Community based and Industry Internships; Industry oriented Full Semester Internship
5.	Audit Courses	Mandatory non-credit courses	Covering subjects of developing desired attitude among the learners

### 8. Programme Pattern

- i. Total duration of the B. Tech. (Regular) Programme is four academic years.
- ii. Each academic year of study is divided into two semesters.
- iii. Minimum number of instruction days in each semester is 90 days.
- iv. There shall be a mandatory student induction program for freshers, with a three-week duration before the commencement of first semester. Physical activity, Creative Arts, Universal Human Values, Literary, Proficiency Modules, Lectures by Eminent People, Visits to local Areas, Familiarization to Dept./Branch & Innovations, etc., are included as per the guidelines issued by AICTE.
- v. Health/wellness/yoga/sports and NSS /NCC /Scouts & Guides / Community service activities are made mandatory as credit courses for all the undergraduate students.
- vi. Courses like Environmental Sciences, Indian Constitution, Technical Paper Writing & IPR are offered as non-credit mandatory courses for all the undergraduate students.
- vii. Design Thinking for Innovation & Tinkering Labs are made mandatory as credit courses for all the undergraduate students.
- viii. Increased flexibility for students through an increase in the elective component of the curriculum, with 05 Professional Elective courses and 04 Open Elective courses.

- ix. Professional Elective Courses, include the elective courses relevant to the chosen specialization/branch. Proper choice of professional elective courses can lead to students specializing in emerging areas within the chosen field of study.
- x. A total of 04 Open Electives are offered in the curriculum. A student can complete the requirement for B.Tech. Degree with a Minor within the 160 credits by opting for the courses offered through various verticals/tracks under Open Electives.
- xi. While choosing the electives, students shall ensure that they do not opt for the courses with syllabus contents similar to courses already pursued.
- xii. A pool of interdisciplinary/job-oriented/domain skill courses which are relevant to the industry are integrated into the curriculum of all disciplines. There shall be 05 skill-oriented courses offered during III to VII semesters. Among the five skill courses, four courses shall focus on the basic and advanced skill related to the domain/interdisciplinary courses and the other shall be a soft skills course.
- xiii. Students shall undergo mandatory summer internships, for a minimum of eight weeks duration at the end of the second and third year of the program. The internship at the end of the second year shall be community oriented and the industry internship at the end of the third year.
- xiv. There shall also be a mandatory full internship in the final semester of the programme along with the project work.
- xv. Undergraduate degree with Honors is introduced by the BVCEC (A) for the students having good academic record.
- xvi. Each department shall take measures to implement Virtual Labs (<https://www.vlab.co.in>) which provide remote access to labs in various disciplines of Engineering and will help student in learning basic and advanced concepts through remote experimentation. Student shall be made to work on virtual lab experiments during the regular labs.
- xvii. Each department shall assign a faculty advisor/mentor after admission to a group of students from the same department to provide guidance in course registration/career growth /placements/ opportunities for higher studies /GATE / other competitive exams etc.
- xviii. Preferably 25% of course work for the theory courses in every semester shall be conducted in the blended mode of learning.

## 9. Evaluation Process

The performance of a student in each semester shall be evaluated subject wise with a maximum of 100 marks for theory and 100 marks for practical subject. Summer Internships shall be evaluated for 50 marks, Full Internship & Project work in final semester shall be evaluated for 200 marks, mandatory courses with no credits shall be evaluated for 30 mid semester marks.

A student has to secure not less than 35% of marks in the end examination and a minimum of 40% of marks in the sum total of the mid semester and end examination marks taken together for the theory, practical, design, drawing subject or project etc. In case of a mandatory course, he/she should secure 40% of the total marks.



**Theory Courses**

Assessment Method	Marks
Continuous Internal Assessment	30
Semester End Examination	70
<b>Total</b>	<b>100</b>

- i) For theory subject, the distribution shall be 30 marks for Internal Evaluation and 70 marks for the End-Examination.
- ii) For practical subject, the distribution shall be 30 marks for Internal Evaluation and 70 marks for the End- Examination.
- iii) If any course contains two different branch subjects, the syllabus shall be written in two parts with 3 units each (Part-A and Part-B) and external examination question paper shall be set with two parts each for 35 marks.
- iv) If any subject is having both theory and practical components, they will be evaluated separately as theory subject and practical subject. However, they will be given same subject code with an extension of 'T' for theory subject and 'P' for practical subject.

**a) Continuous Internal Evaluation**

- i) For theory subjects, during the semester, there shall be two midterm examinations. Each midterm examination shall be evaluated for 30 marks of which 10 marks for objective paper (20 minutes duration), 15 marks for subjective paper (90 minutes duration) and 5 marks for assignment.
- ii) Objective paper shall contain for 05 short answer questions with 2 marks each or maximum of 20 bits for 10 marks. Subjective paper shall contain 3 either or type questions (totally six questions from 1 to 6) of which student has to answer one from each either-or type of questions. Each question carries 10 marks. The marks obtained in the subjective paper are condensed to 15 marks.

**Note:**

- The objective paper shall be prepared in line with the quality of competitive examination questions.
  - The subjective paper shall contain 3 either or type questions of equal weightage of 10 marks. Any fraction shall be rounded off to the next higher mark.
  - The objective paper shall be conducted by the respective department on the day of the subjective paper test.
  - Assignments shall be in the form of problems, mini projects, design problems, slip tests, quizzes etc., depending on the course content. It should be continuous assessment throughout the semester and the average marks shall be considered.
- iii) If the student is absent for the mid semester examination, no re-exam shall be conducted and mid semester marks for that examination shall be considered as zero.
  - iv) First midterm examination shall be conducted for I, II units of syllabus with one either or type question from each unit and third either or type question from both the units. The second midterm examination shall be conducted for III, IV and V units with one either or type question from each unit.



- v) Final mid semester marks shall be arrived at by considering the marks secured by the student in both the mid examinations with 80% weightage given to the better mid exam and 20% to the other.

**For Example:**

Marks obtained in first mid: 25

Marks obtained in second mid: 20

Final mid semester Marks:  $(25 \times 0.8) + (20 \times 0.2) = 24$

If the student is absent for any one midterm examination, the final mid semester marks shall be arrived at by considering 80% weightage to the marks secured by the student in the appeared examination and zero to the other. For Example:

Marks obtained in first mid: Absent

Marks obtained in second mid: 25

Final mid semester Marks:  $(25 \times 0.8) + (0 \times 0.2) = 20$

**b) End Examination Evaluation:**

End examination of theory subjects shall have the following pattern:

- i) There shall be 6 questions and all questions are compulsory.
- ii) Question I shall contain 10 compulsory short answer questions for a total of 20 marks such that each question carries 2 marks.
- iii) There shall be 2 short answer questions from each unit.
  - a) In each of the questions from 2 to 6, there shall be either/or type questions of 10 marks each. Student shall answer any one of them.
  - iv) The questions from 2 to 6 shall be set by covering one unit of the syllabus for each question.

End examination of theory subjects consisting of two parts of different subjects, for Example: Basic Electrical & Electronics Engineering shall have the following pattern:

- i) Question paper shall be in two parts viz., Part A and Part B with equal weightage of 35 marks each.
- ii) In each part, question 1 shall contain 5 compulsory short answer questions for a total of 5 marks such that each question carries 1 mark.
- iii) In each part, questions from 2 to 4, there shall be either/or type questions of 10 marks each. Student shall answer any one of them.
- iv) The questions from 2 to 4 shall be set by covering one unit of the syllabus for each question.

**Practical Courses**

Assessment Method	Marks
Continuous Internal Assessment	30
Semester End Examination	70
<b>Total</b>	<b>100</b>

- b) For practical courses, there shall be a continuous evaluation during the semester for 30 sessional marks and end examination shall be for 70 marks.
- c) Day-to-day work in the laboratory shall be evaluated for 15 marks by the concerned laboratory teacher based on the record/viva and 15 marks for the internal test.
- d) The end examination shall be evaluated for 70 marks, conducted by the concerned laboratory teacher and a senior expert in the subject from the same department.
- Procedure: 20 marks
  - Experimental work & Results: 30 marks
  - Viva voce: 20 marks.

In a practical subject consisting of two parts (Eg: Basic Electrical & Electronics Engineering Lab), the end examination shall be conducted for 70 marks as a single laboratory in 3 hours. Mid semester examination shall be evaluated as above for 30 marks in each part and final mid semester marks shall be arrived by considering the average of marks obtained in two parts.

- e) For the subject having design and/or drawing, such as Engineering Drawing, the distribution of marks shall be 30 for mid semester evaluation and 70 for end examination.

Assessment Method	Marks
Continuous Internal Assessment	30
Semester End Examination	70
<b>Total</b>	<b>100</b>

Day-to-day work shall be evaluated for 15 marks by the concerned subject teacher based on the reports/submissions prepared in the class. And there shall be two midterm examinations in a semester for duration of 2 hours each for 15 marks with weightage of 80% to better mid marks and 20% for the other. The subjective paper shall contain 3 either or type questions of equal weightage of 5 marks. There shall be no objective paper in mid semester examination. The sum of day-to-day evaluation and the mid semester marks will be the final sessional marks for the subject.

The end examination pattern for Engineering Graphics, shall consists of 5 questions, either/or type, of 14 marks each. There shall be no objective type questions in the end examination. However, the end examination pattern for other subjects related to design/drawing, multiple branches, etc is mentioned along with the syllabus.

- f) There shall be no external examination for mandatory courses with zero credits. However, attendance shall be considered while calculating aggregate attendance and student shall be declared to have passed the mandatory course only when he/she secures 40% or more in the internal examinations. In case, the student fails, a re-examination shall be conducted for failed candidates for 30 marks satisfying the conditions mentioned in item 1 & 2 of the regulations.



- g) The laboratory records and mid semester test papers shall be preserved for a minimum of 3 years as per the BVCEC(A) norms and shall be produced to the Audit Committees as and when the same are asked for.

#### 10. Skill oriented Courses

- i) There shall be five skill-oriented courses offered during III to VII semesters.
- ii) Out of the five skill courses two shall be skill-oriented courses from the same domain. Of the remaining three skill courses, one shall be a soft skill course and the remaining two shall be skill-advanced courses from the same domain/Interdisciplinary/Job oriented.
- iii) The course shall carry 100 marks and shall be evaluated through continuous assessments during the semester for 30 sessional marks and end examination shall be for 70 marks. Day-to-day work in the class / laboratory shall be evaluated for 30 marks by the concerned teacher based on the regularity/assignments/viva/mid semester test. The end examination similar to practical examination pattern shall be conducted by the concerned teacher and an expert in the subject nominated by the principal.
- iv) The Head of the Department shall identify a faculty member as coordinator for the course. A committee consisting of the Head of the Department, coordinator and a senior Faculty member nominated by the Head of the Department shall monitor the evaluation process. The marks/grades shall be assigned to the students by the above committee based on their performance.
- v) The student shall be given an option to choose either the skill courses being offered by the college or to choose a certificate course being offered by industries/Professional bodies or any other accredited bodies. If a student chooses to take a Certificate Course offered by external agencies, the credits shall be awarded to the student upon producing the Course Completion Certificate from the agency. A committee shall be formed at the level of the college to evaluate the grades/marks given for a course by external agencies and convert to the equivalent marks/grades.
- vi) The recommended courses offered by external agencies, conversions and appropriate grades/marks are to be approved by the department at the beginning of the semester. The Head of the respective departments shall forward such proposals to the Chief Controller of Examinations for approval.
- vii) If a student prefers to take a certificate course offered by external agency, the department shall mark attendance of the student for the remaining courses in that semester excluding the skill course in all the calculations of mandatory attendance requirements upon producing a valid certificate as approved by the department.



## 11. Massive Open Online Courses (MOOCs):

A Student has to pursue and complete one course compulsorily through MOOCs approved by the department. A student can pursue courses other than core through MOOCs and it is mandatory to complete one course successfully through MOOCs for awarding the degree. A student is not permitted to register and pursue core courses through MOOCs.

A student shall register for the course (Minimum of either 8 weeks or 12 weeks) offered through MOOCs with the approval of Head of the Department. The Head of the Department shall appoint one mentor to monitor the student's progression. The student needs to earn a certificate by passing the exam. The student shall be awarded the credits assigned in the curriculum only by submission of the certificate. Examination fee, if any, will be borne by the student.

Students who have qualified in the proctored examinations conducted through MOOCs platform can apply for credit transfer as specified and are exempted from appearing internal as well as external examination (for the specified equivalent credit course only) conducted by the institution.

Necessary amendments in rules and regulations regarding adoption of MOOC courses would be proposed from time to time.

## 12. Credit Transfer Policy

Adoption of MOOCs is mandatory, to enable Blended model of teaching-learning as also envisaged in the NEP 2020. (As per University Grants Commission Credit Framework for Online Learning Courses through SWAYAM) Regulation, 2016, BVCEC(A) shall allow up to a maximum of 20% of the total courses being offered in a particular programme i.e., maximum of 32 credits through MOOCs platform.

- i) The BVCEC (A) shall offer credit mobility for MOOCs and give the equivalent credit weightage to the students for the credits earned through online learning courses.
- ii) Student registration for the MOOCs shall be only through the respective department of the BVCEC (A), it is mandatory for the student to share necessary information with the department.
- iii) Credit transfer policy will be applicable to the Professional & Open Elective courses only.
- iv) The concerned department shall identify the courses permitted for credit transfer.
- v) The BVCEC (A) shall notify the list of online learning courses eligible for credit transfer at the beginning of the semester.
- vi) The BVCEC (A) shall designate a faculty member as a Mentor for each course to guide the students from registration till completion of the credit course.
- vii) The BVCEC (A) shall ensure no overlap of MOOC exams with that of the BVCEC (A) examination schedule. In case of delay in results, the BVCEC (A) will re-issue the marks sheet for such students.

- viii) Student pursuing courses under MOOCs shall acquire the required credits only after successful completion of the course and submitting a certificate issued by the competent authority along with the percentage of marks and grades.
- ix) The departments shall submit the following to the examination section of the BVCEC (A):
  - a) List of students who have passed MOOC courses in the current semester along with the certificate of completion.
  - b) Undertaking form filled by the students for credit transfer.
- x) The departments shall resolve any issues that may arise in the implementation of this policy from time to time and shall review its credit transfer policy in the light of periodic changes brought by UGC, SWAYAM, NPTEL and state government.

**Note:** Students shall be permitted to register for MOOCs offered through online platforms approved by the BVCEC (A) from time to time.

### 13. Academic Bank of Credits (ABC)

The BVCEC(A) has implemented Academic Bank of Credits (ABC) to promote/flexibility in curriculum as per NEP 2020 to

- i. provide option of mobility for learners across the universities of their choice
- ii. provide option to gain the credits through MOOCs from approved digital platforms.
- iii. facilitate award of certificate/diploma/degree in line with the accumulated credits in ABC
- iv. execute Multiple Entry and Exit system with credit count, credit transfer and credit acceptance from students' account.

### 14. Mandatory Internships

**Summer Internships :** Two summer internships either onsite or virtual each with a minimum of 08 weeks duration, done at the end of second and third years, respectively are mandatory. It shall be completed in collaboration with local industries, Govt. Organizations, construction agencies, Power projects, software MNCs or any industries in the areas of concerned specialization of the Undergraduate program. One of the two summer internships at the end of second year (Community Service Project) shall be society oriented and shall be completed in collaboration with government organizations/NGOs & others. The other internship at the end of third year is Industry Internship and shall be completed in collaboration with Industries. The student shall register for the internship as per course structure after commencement of academic year. The guidelines issued by the APSICHE / JNTUK, Kakinada shall be followed for carrying out and evaluation of Community Service Project and Industry Internship.

Evaluation of the summer internships shall be through the departmental committee. A student will be required to submit a summer internship report to the concerned department and appear for an oral presentation before the departmental committee comprising of Head of the Department, supervisor of the internship and a senior faculty member of the department. A certificate of successful completion from industry shall



be included in the report. The report and the oral presentation shall carry 50% weightage each. It shall be evaluated for 50 external marks. There shall be no internal marks for Summer Internship. A student shall secure minimum 40% of marks for successful completion. In case, if a student fails, he/she shall reappear as and when semester supplementary examinations are conducted by the BVCEC (A).

**Full Semester Internship and Project work:** In the final semester, the student should mandatorily register and undergo internship (onsite/virtual) and in parallel he/she should work on a project with well-defined objectives. At the end of the semester the candidate shall submit an internship completion certificate and a project report. A student shall also be permitted to submit project report on the work carried out during the internship.

The project report shall be evaluated with an external examiner. The total marks for project work 200 marks and distribution shall be 60 marks for internal and 140 marks for external evaluation. The supervisor assesses the student for 30 marks (Report: 15 marks, Seminar: 15 marks). At the end of the semester, all projects shall be showcased at the department for the benefit of all students and staff and the same is to be evaluated by the departmental Project Review Committee consisting of supervisor, a senior faculty and HOD for 30 marks. The external evaluation of Project Work is a Viva-Voce Examination conducted in the presence of internal examiner and external examiner appointed by the Chief Controller of Examinations and is evaluated for 140 marks.

The college shall facilitate and monitor the student internship programs. Completion of internships is mandatory, if any student fails to complete internship, he/she will not be eligible for the award of degree. In such cases, the student shall repeat and complete the internship.

#### 15. Guidelines for offering a Minor

To promote interdisciplinary knowledge among the students, the students admitted into B.Tech. in a major stream/branch are eligible to obtain degree in Minor in another stream.

- i) The Minor program requires the completion of 12 credits in Minor stream chosen.
- i) Two courses for 06 credits related to a Minor are to be pursued compulsorily for the minor degree, but maybe waived for students who have done similar/equivalent courses. If waived for a student, then the student must take an extra elective course in its place. It is recommended that students should complete the compulsory courses (or equivalents) before registering for the electives.
- ii) Electives (minimum of 2 courses) to complete a total of 12 credits.

**Note:** A total of 04 Open Electives are offered in the curriculum. A student can complete the requirement for Minor by opting for the courses offered through various verticals/tracks under Open Electives.



## 16. Guidelines for offering Honors

The objective of introducing B.Tech. (Hons.) is to facilitate the students to choose additionally the specialized courses of their choice and build their competence in a specialized area in the UG level. The programme is a best choice for academically excellent students having good academic record and interest towards higher studies and research.

- i) Honors is introduced in the curriculum of all B. Tech. programs offering a major degree and is applicable to all B. Tech (Regular and Lateral Entry) students admitted in Engineering & Technology.
- ii) A student shall earn additional 15 credits for award of B.Tech.(Honors) degree from same branch/department/discipline registered for major degree. This is in addition to the credits essential for obtaining the Undergraduate degree in Major Discipline (i.e., 160 credits).
- iii) A student is permitted to register for Honors in IV semester after the results of III Semester are declared and students may be allowed to take maximum two subjects per semester pertaining to the Honors from V Semester onwards.
- iv) The Principal of the college shall arrange separate class work and timetable of the courses offered under Honors program.
- v) Courses that are used to fulfil the student's primary major may not be double counted towards the Honors. Courses with content substantially equivalent to courses in the student's primary Major may not be counted towards the Honors.
- vi) Students can complete the courses offered under Honors either in the college or in online platforms like SWAYAM with a minimum duration of 12 weeks for a 3-credit course and 8 weeks duration for a 2-credit course satisfying the criteria for credit mobility. If the courses under Honors are offered in conventional mode, then the teaching and evaluation procedure shall be similar to regular B. Tech courses.
- vii) The attendance for the registered courses under Honors and regular courses offered for Major degree in a semester are to be considered separately.
- viii) A student shall maintain an attendance of 75% in all registered courses under Honors to be eligible for attending semester end examinations.
- ix) **A student registered for Honors shall pass in all subjects that constitute the requirement for the Honors degree program.** No class/division (i.e., second class, first class and distinction, etc.) shall be awarded for Honors degree programme.
- x) If a student drops or is terminated from the Honors program, the additional credits so far earned cannot be converted into open or core electives; they will remain extra. However, such students will receive a separate grade sheet mentioning the additional courses completed by them.
- xi) The Honors will be mentioned in the degree certificate as Bachelor of Technology (Honors) in XYZ. For example, B.Tech. (Honors) in Mechanical Engineering

### Enrolment into Honors:

- i) Students of a Department/Discipline are eligible to opt for Honors program offered by the same Department/Discipline
- ii) The enrolment of student into Honors is based on the CGPA obtained in the major degree program. CGPA shall be taken up to III semester in case of regular entry students and only III semester in case of lateral entry students. Students having 7 CGPA without any backlog subjects will be permitted to register for Honors.

- iii) If a student is detained due to lack of attendance either in Major or in Honors, registration shall be cancelled.
- iv) Transfer of credits from Honors to regular B. Tech degree and vice-versa shall not be permitted.
- v) Honors is to be completed simultaneously with a Major degree program.

**Registration for Honors:**

- i) The eligible and interested students shall apply through the HOD of his/her parent department. The whole process should be completed within one week before the start of every semester. Selected students shall be permitted to register the courses under Honors.
- ii) The selected students shall submit their willingness to the principal through his/her parent department offering Honors. The parent department shall maintain the record of student pursuing the Honors.
- iii) The students enrolled in the Honors courses will be monitored continuously. An advisor/mentor from parent department shall be assigned to a group of students to monitor the progress.
- iv) There is no fee for registration of subjects for Honors program offered in offline at BVCEC (A).

**17. Attendance Requirements:**

- i) A student shall be eligible to appear for the BVCEC (A)'s external examinations if he/she acquires a minimum of 40% attendance in each subject and 75% of attendance in aggregate of all the subjects. Condonation of shortage of attendance in aggregate up to 10% (65% and above and below 75%) in each semester may be granted by the College Academic Committee.
- ii) Shortage of Attendance below 65% in aggregate shall in NO CASE be condoned.
- iii) A stipulated fee shall be payable towards condonation of shortage of attendance to the BVCEC (A).
- iv) Students whose shortage of attendance is not condoned in any semester are not eligible to take their end examination of that class and their registration shall stand cancelled.
- v) A student will not be promoted to the next semester unless he satisfies the attendance requirements of the present semester. They may seek readmission for that semester from the date of commencement of class work.
- vi) If any candidate fulfils the attendance requirement in the present semester, he shall not be eligible for readmission into the same class.
- vii) If the learning is carried out in blended mode (both offline & online), then the total attendance of the student shall be calculated considering the offline and online attendance of the student.
- viii) For induction programme attendance shall be maintained as per AICTE norms.



**18. Promotion Rules:**

The following academic requirements must be satisfied in addition to the attendance requirements mentioned in section 17.

- i) A student shall be promoted from first year to second year if he/she fulfils the minimum attendance requirement as per BVCEC (A) norms.
- ii) A student will be promoted from II to III year if he/she fulfils the academic requirement of securing 40% of the credits (any *decimal* fraction should be **rounded off** to **lower** digit) up to in the subjects that have been studied up to III semester.
- iii) A student shall be promoted from III year to IV year if he/she fulfils the academic requirements of securing 40% of the credits (any *decimal* fraction should be **rounded off** to **lower** digit) in the subjects that have been studied up to V semester.

And in case a student is detained for want of credits for a particular academic year by ii) & iii) above, the student may make up the credits through supplementary examinations and only after securing the required credits he/she shall be permitted to join in the V semester or VII semester respectively as the case may be.

- iv) When a student is detained due to lack of credits/shortage of attendance he/she may be re-admitted when the semester is offered after fulfilment of academic regulations. In such case, he/she shall be in the academic regulations into which he/she is readmitted.

**19. Grading:**

As a measure of the student's performance, a 10-point Absolute Grading System using the following Letter Grades and corresponding percentage of marks shall be followed:

After each course is evaluated for 100 marks, the marks obtained in each course will be converted to a corresponding letter grade as given below, depending on the range in which the marks obtained by the student fall.

**Structure of Grading of Academic Performance**

Range in which the marks in the subject fall	Grade	Grade points
		Assigned
90 & above	S (Superior)	10
80 - 89	A (Excellent)	9
70 - 79	B (Very Good)	8
60 - 69	C (Good)	7
50 - 59	D (Average)	6
40 - 49	E (Pass)	5
< 40	F (Fail)	0
Absent	Ab (Absent)	0



- i) A student obtaining Grade 'F' or Grade 'Ab' in a subject shall be considered failed and will be required to reappear for that subject when it is offered the next supplementary examination.
- ii) For non-credit audit courses, "Satisfactory" or "Unsatisfactory" shall be indicated instead of the letter grade and this will not be counted for the computation of SGPA/CGPA/Percentage.

Computation of Semester Grade Point Average (SGPA) and Cumulative Grade Point Average (CGPA):

The Semester Grade Point Average (SGPA) is the ratio of sum of the product of the number of credits with the grade points scored by a student in all the courses taken by a student and the sum of the number of credits of all the courses undergone by a student, i.e.,

$$SGPA = \frac{\sum (C_i \times G_i)}{\sum C_i}$$

where  $C_i$  is the number of credits of the  $i^{\text{th}}$  subject and  $G_i$  is the grade point scored by the student in the  $i^{\text{th}}$  course.

The Cumulative Grade Point Average (CGPA) will be computed in the same manner considering all the courses undergone by a student over all the semesters of a program, i.e.,

$$CGPA = \frac{\sum (C_i \times S_i)}{\sum C_i}$$

where " $S_i$ " is the SGPA of the  $i^{\text{th}}$  semester and  $C_i$  is the total number of credits up to that semester.

Both SGPA and CGPA shall be rounded off to 2 decimal points and reported in the transcripts.

While computing the SGPA the subjects in which the student is awarded Zero grade points will also be included.

Grade Point: It is a numerical weight allotted to each letter grade on a 10-point scale.

Letter Grade: It is an index of the performance of students in a said course. Grades are denoted by the letters S, A, B, C, D and F.

#### Award of Class:

After a student has satisfied the requirements prescribed for the completion of the program and is eligible for the award of B. Tech. Degree, he/she shall be placed in one of the following four classes:

Class Awarded	CGPA Secured
First Class with Distinction	$\geq 7.5$
First Class	$\geq 6.5 < 7.5$
Second Class	$\geq 5.5 < 6.5$
Pass Class	$\geq 5.0 < 5.5$

**CGPA to Percentage conversion Formula –  $(CGPA - 0.5) \times 10$**

## 20. With-holding of Results

If the candidate has any dues not paid to the BVCEC (A) or if any case of indiscipline or malpractice is pending against him/her, the result of the candidate shall be withheld in such cases.

## 21. Multiple Entry / Exit Option

### (a) Exit Policy:

The students can choose to exit the four-year programme at the end of first/second/third year.

- i) **UG Certificate in (Field of study/discipline)** - Programme duration: First year (first two semesters) of the undergraduate programme, 40 credits followed by an additional exit 10-credit bridge course(s) lasting two months, including at least 6-credit job-specific internship/ apprenticeship that would help the candidates acquire job-ready competencies required to enter the workforce.
- ii) **UG Diploma (in Field of study/discipline)** - Programme duration: First two years (first four semesters) of the undergraduate programme, 80 credits followed by an additional exit 10-credit bridge course(s) lasting two months, including at least 6-credit job-specific internship/ apprenticeship that would help the candidates acquire job-ready competencies required to enter the workforce.
- iii) **Bachelor of Science (in Field of study/discipline) i.e., B.Sc. Engineering in (Field of study/discipline)**- Programme duration: First three years (first six semesters) of the undergraduate programme, 120 credits.

### (b) Entry Policy:

Modalities on multiple entry by the student into the B.Tech. programme will be provided in due course of time.

**Note:** The Institution shall resolve any issues that may arise in the implementation of Multiple Entry and Exit policies from time to time and shall review the policies in the light of periodic changes brought by UGC, AICTE, State government and JNTUK.

## 22. Gap Year Concept:

Gap year concept for Student Entrepreneur in Residence is introduced and outstanding students who wish to pursue entrepreneurship / become entrepreneurs are allowed to take a break of one year at any time after the II year to pursue full-time entrepreneurship programme/to establish startups. This period may be extended to two years at the most, and these two years would not be counted as the time for the maximum time for graduation. The Heads of the respective Departments shall forward such proposals submitted by the students to the Head of the Institution. An evaluation committee constituted by the Chief Controller of Examinations shall evaluate the proposal submitted by the student and the committee shall decide whether to permit the student(s) to avail the Gap Year or not.



**23. Transitory Regulations**

Discontinued, detained, or failed candidates are eligible for readmission as and when the semester is offered after fulfilment of academic regulations. Candidates who have been detained for want of attendance or have not fulfilled academic requirements who have failed after having undergone the course in earlier regulations or who have discontinued and wish to continue the course are eligible for admission into the unfinished semester from the date of commencement of class work with the same or equivalent subjects as and when subjects are offered, subject to Section 2 and they will follow the academic regulations into which they are readmitted.

Candidates who are permitted to avail Gap Year shall be eligible for re-joining into the succeeding year of their B. Tech from the date of commencement of class work, subject to Section 2 and they will follow the academic regulations into which they are readmitted.

**24. Minimum Instruction Days for a Semester:**

The minimum instruction days including exams for each semester shall be 90 days.

**25. Medium of Instruction:**

The medium of instruction of the entire B. Tech undergraduate programme in Engineering & Technology (including examinations and project reports) will be in English only.

**26. Student Transfers:**

Student transfers shall be as per the guidelines issued by the Government of Andhra Pradesh and the University from time to time.

**27. General Instructions:**

- i. The academic regulations should be read as a whole for the purpose of any interpretation.
- ii. Malpractice rules-nature and punishments are appended.
- iii. Where the words “he”, “him”, and “his”, occur in the regulations, they also include “she”, “her”, and “hers”, respectively.
- iv. The Institution may change or amend the academic regulations or syllabi at any time and the changes or amendments shall be made applicable to all the students on rolls with effect from the dates notified by the Institution.
- v. In the case of any doubt or ambiguity in the interpretation of the guidelines given, the decision of the Head of the Institution is final.

\*\*\* \*\*

**ACADEMIC REGULATIONS (BR23)****FOR B.TECH. (LATERAL ENTRY SCHEME)**

*(Effective for the students admitted into II year through Lateral Entry Scheme from the Academic Year 2024-25 onwards)*

**1. Award of the Degree**

- (a) Award of the B.Tech. Degree / B.Tech. Degree with a Minor if he/she fulfils the following:
- (i) Pursues a course of study for not less than three academic years and not more than six academic years. However, for the students availing Gap year facility this period shall be extended by two years at the most and these two years would be in addition to the maximum period permitted for graduation (Six years).
  - (ii) Registers for 120 credits and secures all 120 credits.
- (b) **Award of B.Tech. degree with Honors** if he/she fulfils the following:
- (i) Student secures an additional 15 credits fulfilling all the requisites of a B.Tech. program i.e., 120 credits.
  - (ii) Registering for Honors is optional.
  - (iii) Honors is to be completed simultaneously with B.Tech. programme.

2. Students, who fail to fulfil the requirement for the award of the degree within six consecutive academic years from the year of admission, shall forfeit their seat.

**3. Minimum Academic Requirements**

The following academic requirements have to be satisfied in addition to the requirements mentioned in item no.2

- i. A student shall be deemed to have satisfied the minimum academic requirements and earned the credits allotted to each theory, practical, design, drawing subject or project if he secures not less than 35% of marks in the end examination and a minimum of 40% of marks in the sum total of the mid semester evaluation and end examination taken together.
- ii. A student shall be promoted from III year to IV year if he/she fulfils the academic requirements of securing 40% of the credits (any decimal fraction should be rounded off to lower digit) in the subjects that have been studied up to V semester.

And in case if student is already detained for want of credits for particular academic year, the student may make up the credits through supplementary exams of the above exams before the commencement of IV year I semester class work of next year.



**4. Course Pattern**

- i) The entire course of study is three academic years on semester pattern.
  - ii) A student eligible to appear for the end examination in a subject but absent at it or has failed in the end examination may appear for that subject at the next supplementary examination offered.
  - iii) When a student is detained due to lack of credits/shortage of attendance the student may be re-admitted when the semester is offered after fulfilment of academic regulations, the student shall be in the academic regulations into which he/she is readmitted.
5. All other regulations as applicable for B. Tech. Four-year degree course (Regular) will hold good for B. Tech. (Lateral Entry Scheme).

\*\*\*\*\*

1. HOD - Civil
2. HOD - EEE
3. HOD - ME
4. HOD-ECE
5. HOD-CSE
6. HOD - CSE (Allied Branches)
7. HOD - S&H
8. DEAN
9. Head of the Institution
10. Controller of Examinations

*[Signature]* 22/09/23  
*[Signature]* 22/09/23

*B. Srinivas* 22/09/23

*A. Praveen* 22/09/23

*[Signature]* 22/09/23

*[Signature]* 22/09/23

*[Signature]* 22/09/23

*[Signature]* 22/09/23

*[Signature]* 22/09/23

*[Signature]* 22/09/23


*[Signature]* 22/09/23



**BONAM VENKATA CHALAMAYYA ENGINEERING COLLEGE (A)**  
**DEPARTMENT OF ELECTRICAL AND ELECTRONICS ENGINEERING**  
**Course structure for the A.Y 2023-2024 (BR23Regulations)**

**I B.Tech. - I Semester**


S.No.	Course Code	Category of course	Subjects	L	T	P	C
1	23HM1T01	HM	Communicative English	2	0	0	2
2	23BS1T01	BS	Linear Algebra & Calculus	3	0	0	3
3	23BS1T02	BS	Engineering Physics	3	0	0	3
4	23ES1T02	ES	Basic Electrical & Electronics Engineering	3	0	0	3
5	23ES1T04	ES	Introduction to Programming	3	0	0	3
6	23HM1L01	HM	Communicative English Lab	0	0	2	1
7	23BS1L01	BS	Engineering Physics Lab	0	0	2	1
8	23ES1L01	ES	Electrical & Electronics Engineering Workshop	0	0	3	1.5
9	23ES1L04	ES	Computer Programming Lab	0	0	3	1.5
10	23BS1L04	BS	Health & Wellness, Yoga & Sports	0	0	1	0.5
<b>Total credits</b>							<b>19.5</b>

S.No.	Members	Name & Institution	Signature of member
1	Chairman	Dr. S.Srikanth , Professor & HOD	
2	University Nominee	Dr. T. Murali Mohan , Professor, Dept. of EEE, UCEK, JNTU Kakinada	
3	Subject expert from outside the college	Dr. K.Siva Kumar , Professor, Dept. of EE, IIT Hyderabad	
4	Subject expert from outside the college	Dr. G.Siva Kumar , Asst. professor , Dept. of EE, NIT Warangal	
5	Representative from Industry	Ch.Mahadev Kumar ,Dy. Manager Oil rigs B H E L , R C Puram Hyderabad	
6	Alumni Member	D.Lakshman Kumar, Asst. professor, Dept. of EEE,Sri Vishnu Engineering College for Women(A), WG Dist.	



**I B.Tech. - II Semester**

S.No.	Course Code	Category of course	Subjects	L	T	P	C
1	23BS2T03	BS	Chemistry	3	0	0	3
2	23BS2T01	BS	Differential Equations & Vector Calculus	3	0	0	3
3	23ES2T01	ES	Basic Civil & Mechanical Engineering	3	0	0	3
4	23ES2T03	ES	Engineering Graphics	1	0	4	3
5	23EE2T01	PC	Electrical Circuits	3	0	0	3
6	23BS2L02	BS	Chemistry Lab	0	0	2	1
7	23ES2L02	ES	Engineering Workshop	0	0	3	1.5
8	23ES2L03	ES	IT Workshop	0	0	2	1.0
9	23EE2L01	PC	Electrical Circuits Lab	0	0	3	1.5
10	23BS2L05	BS	NSS/NCC/Scouts & Guides/Community Service	0	0	1	0.5
<b>Total credits</b>							<b>20.5</b>

S.No.	Members	Name & Institution	Signature of member
1	Chairman	Dr. S.Srikanth , Professor & HOD	
2	University Nominee	Dr. T. Murali Mohan , Professor, Dept. of EEE, UCEK, JNTU Kakinada	
3	Subject expert from outside the college	Dr. K.Siva Kumar , Professor, Dept. of EE, IIT Hyderabad	
4	Subject expert from outside the college	Dr. G.Siva Kumar , Asst. professor , Dept. of EE, NIT Warangal	
5	Representative from Industry	Ch.Mahadev Kumar ,Dy. Manager Oil rigs B H E L , R C Puram Hyderabad	
6	Alumni Member	D.Lakshman Kumar, Asst. professor, Dept. of EEE,Sri Vishnu Engineering College for Women(A), WG Dist.	

**COMMUNICATIVE ENGLISH**  
(Common to all branches)

COURSE CODE:  
23HM1T01 (CE, ME, ECE, EEE)  
23HM2T01 (CSE, AIDS, AIML,  
CSE(AIHL))

L	T	P	C
2	-	-	2

**Introduction**


In view of the growing importance of English as a tool for global communication and the consequent emphasis on training the students to acquire communicative competence, the syllabus has been designed to develop linguistic and communicative competence of the students of Engineering. As far as the detailed textbooks are concerned, the focus should be on the skills of listening, speaking, reading and writing.

**Course Objectives:**

The main objective of introducing this course, *communicative English*, is to facilitate effective listening, Reading, Speaking and Writing skills among the students.

It enhances the same in their comprehending abilities, oral presentations, reporting useful information and providing knowledge of grammatical structures and vocabulary.


This course helps the students to make them effective in speaking and writing skills and to make them industry-ready

  
A.D. Madhuri  
(Charman-BOS)

  
Prof. K. Sree Ramesh  
(University Nominee)

Prof. T. Ashok  
(Subject Expert)

  
Dr. B. Aseesh Babu  
(Subject Expert)

  
Dr. A. Nageswara Rao  
(Member of BOS)



## LISTENING SKILLS:

### Objectives:

1. To enable the students to appreciate the role of listening skill and improve their pronunciation.
2. To enable the students to comprehend the speech of people belonging to different backgrounds and regions.
3. To enable the students to listen for general content, to fill up information and for specific information.

## SPEAKING SKILLS:

### Objectives:

1. To make the students aware of the importance of speaking for their personal and professional communication.
2. To enable the students to express themselves fluently and accurately in social and professional success.
3. To help the students describe objects, situations and people.
4. To make the students participate in group activities like role-plays, discussions and debates.
5. To make the students participate in just a minute talks.

## READING SKILLS:

### Objectives:

1. To enable the students to comprehend a text through silent reading.
2. To enable the students to guess the meanings of words, messages and inferences of texts in given contexts.
3. To enable the students to skim and scan a text.
4. To enable the students to identify the topic sentence.
5. To enable the students to identify discourse features.
6. To enable the students to make intensive and extensive reading.

## WRITING SKILLS:


### Objectives:


1. To make the students understand that writing is an exact formal skills.
2. To enable the students to write sentences, paragraphs, e-mails and essays.
3. To make the students identify and use appropriate vocabulary.
4. To enable the students to narrate and describe.
5. To enable the students to write coherently and cohesively.

  
A.D. Madhuri  
(Charman-BOS)

  
Prof. K. Sree Ramesh  
(University Nominee)

Prof. T. Ashok  
(Subject Expert)

  
Dr. B. Aseesh Babu  
(Subject Expert)

  
Dr. A. Nageswara Rao  
(Member of BOS)

**Course Outcomes:**

At the end of the Course, Student will be able to:

- CO 1: Understand the context, topic and pieces of specific information from social or transactional dialogues.
- CO 2: Apply grammatical structures to formulate sentences and correct word forms.
- CO 3: Analyze discourse markers to speak clearly on a specific topic in informal discussions.
- CO 4: Evaluate reading/listening texts and to write summaries based on global comprehension of these texts.
- CO 5: Create a coherent paragraph, essay, and resume.

**Methodology:**

1. The class is to be learner-centred where the learners are to read the texts to get a comprehensive idea of those texts on their own with the help of the peer group and the teacher.
2. Integrated skill development methodology has to be adopted with focus on individual language skills as per the tasks/exercise.
3. The tasks/exercises at the end of each unit should be completed by the learners only and the teacher intervention is permitted as per the complexity of the task/exercise.
4. The teacher is expected to use supplementary material wherever necessary and also generate activities/tasks as per the requirement.
5. The teacher is permitted to use lecture method when a completely new concept is introduced in the class.

**Recommended Topics:****UNIT –I**

**Lesson:** HUMAN VALUES: Gift of Magi (Short Story)

- Listening:** Identifying the topic, the context and specific pieces of information by listening to short audio texts and answering a series of questions.
- Speaking:** Asking and answering general questions on familiar topics such as home, family, work, studies and interests; Introducing oneself and others.
- Reading:** Skimming to get the main idea of a text; scanning to look for specific pieces of information.
- Writing:** Mechanics of Writing-Capitalization, Spellings, Punctuation-Parts of Sentences.
- Grammar:** Parts of Speech, Basic Sentence Structures-forming questions
- Vocabulary:** Synonyms, Antonyms, Affixes (Prefixes/Suffixes), Root words.

**UNIT –II**

**Lesson:** NATURE: The Brook by Alfred Tennyson (Poem)

- Listening:** Answering a series of questions about main ideas and supporting ideas after listening to audio texts.
- Speaking:** Discussion in pairs/small groups on specific topics followed by short structured talks.



**Reading:** Identifying sequence of ideas; recognizing verbal techniques that help to link the Ideas in a paragraph together.  
**Writing:** Structure of a paragraph - Paragraph writing (specific topics)  
**Grammar:** Cohesive devices -linkers, use of articles and zero article; prepositions.  
**Vocabulary:** Homonyms, Homophones, Homographs.

### UNIT -III

**Lesson: BIOGRAPHY: Elon Musk**

**Listening:** Listening for global comprehension and summarizing what is listened to.  
**Speaking:** Discussing specific topics in pairs or small groups and reporting what is discussed  
**Reading:** Reading a text in detail by making basic inferences-recognizing and interpreting specific context clues; strategies to use text clues for comprehension.  
**Writing:** Summarizing, Note-making, paraphrasing  
**Grammar:** Verbs - tenses; subject-verb agreement;  
**Vocabulary:** Compound words, Collocations

### UNIT -IV

**Lesson: INSPIRATION: The Toys of Peace by Saki**

**Listening:** Making predictions while listening to conversations/ transactional dialogues without video; listening with video.  
**Speaking:** Role plays for practice of conversational English in academic contexts (formal and informal) - asking for and giving information/directions.  
**Reading:** Studying the use of graphic elements in texts to convey information, reveal trends/patterns/relationships, and communicate processes or display complicated  
**Writing:** Letter Writing: Official Letters, Resumes  
**Grammar:** Reporting verbs, Direct & Indirect speech, Active & Passive Voice  
**Vocabulary:** Words often confused

### UNIT -V

**Lesson: MOTIVATION: The Power of Intrapersonal Communication (An Essay)**

**Listening:** Identifying key terms, understanding concepts and answering a series of relevant questions that test comprehension.  
**Speaking:** Formal oral presentations on topics from academic contexts  
**Reading:** Reading comprehension.  
**Writing:** Writing structured essays on specific topics.  
**Grammar:** Editing short texts -identifying and correcting common errors in grammar and usage (articles, prepositions, tenses, subject verb agreement)  
**Vocabulary:** Technical Jargons  
**Textbooks:**

1. Pathfinder: Communicative English for Undergraduate Students, 1<sup>st</sup> Edition, Orient Black Swan, 2023 (Units 1,2 & 3)

2. Empowering English by Cengage Publications, 2023 (Units 4 & 5)

**Reference Books:**

1. Dubey, Sham Ji & Co. English for Engineers, Vikas Publishers, 2020
2. Bailey, Stephen. Academic writing: A Handbook for International Students. Routledge, 2014.
3. Murphy, Raymond. English Grammar in Use, Fourth Edition, Cambridge University Press, 2019.
4. Lewis, Norman. Word Power Made Easy- The Complete Handbook for Building a Superior Vocabulary. Anchor, 2014.

**Web Resources:**

**GRAMMAR:**

1. [www.bbc.co.uk/learningenglish](http://www.bbc.co.uk/learningenglish)
2. <https://dictionary.cambridge.org/grammar/british-grammar/>
3. [www.eslpod.com/index.html](http://www.eslpod.com/index.html)
4. <https://www.learngrammar.net/>
5. <https://english4today.com/english-grammar-online-with-quizzes/>
6. <https://www.talkenglish.com/grammar/grammar.aspx>


**VOCABULARY**


1. <https://www.youtube.com/c/DailyVideoVocabulary/videos>
2. [https://www.youtube.com/channel/UC4cmBAit8i\\_NJZE8qK8sfpA](https://www.youtube.com/channel/UC4cmBAit8i_NJZE8qK8sfpA)

  
A.D. Madhuri  
(Charman-BOS)

  
Prof. K. Sree Ramesh  
(University Nominee)

Prof. T. Ashok  
(Subject Expert)

  
Dr. B. Aseesh Babu  
(Subject Expert)

  
Dr. A. Nageswara Rao  
(Member of BOS)



**I B.TECH.I SEMESTER**  
**LINEAR ALGEBRA AND CALCULUS**

**Course Code: 23BS1T01**

**L T P C**  
**3 0 0 3**

**Course Objectives:**

- To equip the students with standard concepts and tools at an intermediate to advanced level mathematics to develop the confidence and ability among the students to handle various real-world problems and their applications.


**Course Outcomes:**

At the end of the course, the student will be able to

- CO1:** Develop and use of matrix algebra techniques that are needed by engineers for practical applications.
- CO2:** Utilize mean value theorems to real life problems.
- CO3:** Familiarize with functions of several variables which is useful in optimization.
- CO4:** Learn important tools of calculus in higher dimensions.
- CO5:** Familiarize with double and triple integrals of functions of several variables in two dimensions using Cartesian and polar coordinates and in three dimensions using cylindrical and spherical coordinates.



**A.D. Madhuri**  
(Chairman-BOS)



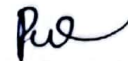
**Dr. G.V.S.R. Deekshitulu**  
(University Nominee)



**Dr. T.S.R. Murthy**  
(Subject Expert)



**Dr. U. Venu Gopalam**  
(Subject Expert)



**Mr. P. Ganga Raju**  
(Member, BOS)

### UNIT I:- Matrices

Linear Transformation, Rank of a matrix by echelon form, normal form. Finding two Non Singular matrices when PAQ is in Normal form. Cauchy-Binet formulae(without proof). Inverse of Non- singular matrices by Gauss-Jordan method, System of linear equations: Solving system of Homogeneous and Non-Homogeneous equations by Gauss elimination method, Gauss Seidel Iteration Method, Electrical Circuits(Application).

### UNIT II:- Eigenvalues, Eigenvectors and Orthogonal Transformation

Eigenvalues, Eigenvectors and their properties, Diagonalization of a matrix, Cayley-Hamilton Theorem (without proof), finding inverse and power of a matrix by Cayley-Hamilton Theorem, Quadratic forms and Nature of the Quadratic Forms, Reduction of Quadratic form to canonical forms by Orthogonal Transformation.

### UNIT III:- Calculus


Mean Value Theorems: Rolle's Theorem, Lagrange's mean value theorem with their geometrical interpretation, Cauchy's mean value theorem, Taylor's and Maclaurin theorems with remainders (without proof), Problems on the above theorems.

### UNIT IV:- Partial differentiation and Applications (Multi variable calculus)

Functions of several variables: Continuity and Differentiability, Partial derivatives, total derivatives, chain rule, Taylor's and Maclaurin's series expansion of functions of two variables. Jacobians, Functional dependence, maxima and minima of functions of two variables, method of Lagrange multipliers.



A.D. Madhuri  
(Chairman-BOS)



Dr. G.V.S.R. Deekshitulu  
(University Nominee)



Dr. T.S.R. Murthy  
(Subject Expert)



Dr. U. Venu Gopalam  
(Subject Expert)



Mr. P. Ganga Raju  
(Member, BOS)



### UNIT V:- Multiple Integrals (Multi variable Calculus)

Double integrals, triple integrals, change of order of integration, change of variables to polar, cylindrical and spherical coordinates. Finding areas (by double integrals) and volumes (by double integrals and triple integrals)

#### Textbooks:-

1. Higher Engineering Mathematics, B. S. Grewal, Khanna Publishers, 2017, 44<sup>th</sup> Edition
2. Advanced Engineering Mathematics, Erwin Kreyszig, John Wiley & Sons, 2018, 10<sup>th</sup> Edition.

#### Reference Books:-


1. Thomas Calculus, George B. Thomas, Maurice D. Weir and Joel Hass, Pearson Publishers, 2018, 14<sup>th</sup> Edition.
2. Advanced Engineering Mathematics, R. K. Jain and S. R. K. Iyengar, Alpha Science International Ltd., 2021 5<sup>th</sup> Edition (9<sup>th</sup> reprint).
3. Advanced Modern Engineering Mathematics, Glyn James, Pearson publishers, 2018, 5<sup>th</sup> Edition.
4. Advanced Engineering Mathematics, Micheael Greenberg, , Pearson publishers, 9<sup>th</sup> edition
5. Higher Engineering Mathematics, H. K Das, Er. Rajnish Verma, S. Chand Publications, 2014, Third Edition (Reprint 2021)

  
A.D. Madhuri  
(Chairman-BOS)

  
Dr. G.V.S.R. Deekshitulu  
(University Nominee)

  
Dr. T.S.R. Murthy  
(Subject Expert)

  
Dr. U. Venu Gopalam  
(Subject Expert)

  
Mr. P. Ganga Raju  
(Member, BOS)

**ENGINEERING PHYSICS**  
(Common for all branches of Engineering)

**Course Objectives:**

To bridge the gap between the Physics in school at 10+2 level and UG level engineering courses by identifying the importance of the optical phenomenon like interference, diffraction etc., enlightening the periodic arrangement of atoms in crystalline solids and concepts of quantum mechanics, introduce novel concepts of dielectric and magnetic materials, physics of semiconductors.

**Course Outcomes:**

- Analyse the intensity variation of light due to polarization, interference and diffraction.
- Familiarize with the basics of crystals and their structures.
- Summarize various types of polarization of dielectrics and classify the magnetic materials.
- Explain fundamentals of quantum mechanics and apply to one dimensional motion of particles.
- Identify the type of semiconductor using Hall Effect.

**UNIT I Wave Optics**

**8hrs**

**Interference:** Introduction - Principle of superposition -Interference of light - Interference in thin films (Reflection Geometry) & applications -Colors in thin films- Newton's Rings- Determination of wavelength and refractive index.

**Diffraction & Polarisation:**

**Diffraction:** Introduction - Fresnel and Fraunhofer diffractions - Fraunhofer diffraction due to single slit, double slit & N-slits (Qualitative) - Diffraction Grating - Dispersive power and resolving power of Grating (Qualitative).

**Polarization:** Introduction -Types of polarization - Polarization by reflection, refraction and Double refraction - Nicol's Prism -Half wave and Quarter wave plates


**UNIT II Crystallography and X-ray diffraction**

**8hrs**

**Crystallography:** Space lattice, Basis, Unit Cell and lattice parameters - Bravais Lattices - crystal systems (3D) - coordination number - packing fraction of SC, BCC & FCC - Miller indices - separation between successive (hkl) planes.


**X-ray diffraction:** Bragg's law - X-ray Diffractometer - crystal structure determination by Laue's and powder methods.

  
A.D. Madhuri  
(Chairperson -BOS)

  
Dr.G.Padmaja Rani  
(University Nominee)

Dr.T.N.K.V Prasad  
(Subject Expert)

Dr. K.Mohan kant  
(Subject Expert)

  
Mr. S.T.Naidu  
(Member, BOS)



### UNIT III Dielectric and Magnetic Materials

10hrs

**Dielectric Materials:** Introduction - Dielectric polarization - Dielectric polarizability, Susceptibility, Dielectric constant and Displacement Vector - Relation between the electric vectors - Types of polarizations- Electronic (Quantitative), Ionic (Quantitative) and Orientation polarizations (Qualitative) - Lorentz internal field - Clausius- Mossotti equation- complex dielectric constant - Frequency dependence of polarization - dielectric loss


**Magnetic Materials:** Introduction - Magnetic dipole moment - Magnetization-Magnetic susceptibility and permeability - Atomic origin of magnetism - Classification of magnetic materials: Dia, para, Ferro, anti-ferro & Ferri magnetic materials - Domain concept of Ferromagnetism & Domain walls (Qualitative) - Hysteresis - soft and hard magnetic materials.

### UNIT IV Quantum Mechanics and Free electron theory

7hrs

**Quantum Mechanics:** Dual nature of matter - Heisenberg's Uncertainty Principle - Significance and properties of wave function - Schrodinger's time independent and dependent wave equations- Particle in a one-dimensional infinite potential well.


**Free Electron Theory:** Classical free electron theory (Qualitative with discussion of merits and demerits) - Quantum free electron theory - electrical conductivity based on quantum free electron theory - Fermi-Dirac distribution - Density of states - Fermi energy.

  
A.D. Madhuri  
(Chairperson -BOS)

  
Dr.G.Padmaja Rani  
(University Nominee)

Dr.T.N.K.V Prasad  
(Subject Expert)

Dr. K.Mohan kant  
(Subject Expert)

  
Mr. S.T.Naidu  
(Member, BOS)

## UNIT V Semiconductors:

9hrs

**Semiconductors:** Formation of energy bands– classification of crystalline solids - Intrinsic semiconductors: Density of charge carriers – Electrical conductivity – Fermi level – Extrinsic semiconductors - density of charge carriers – dependence of Fermi energy on carrier concentration and temperature - Drift and diffusion currents – Einstein’s equation - Hall effect and its applications.


### Textbooks:

1. A Text book of Engineering Physics - M. N. Avadhanulu, P.G.Kshirsagar & TVS Arun Murthy, S.Chand Publications, 11th Edition 2019, P.K.Palanasami.
2. Engineering Physics - D.K.Bhattacharya and Poonam Tandon, Oxford press (2015).

### Reference Books:

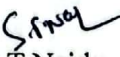
1. Engineering Physics - B.K. Pandey and S. Chaturvedi, Cengage Learning
2. Engineering Physics - Shatendra Sharma, Jyotsna Sharma, Pearson Education, 2018.
3. Engineering Physics” - Sanjay D. Jain, D. Sahasrabudhe and Girish, University Press.
4. Engineering Physics - M.R. Srinivasan, New Age international publishers (2009).

  
A.D. Madhuri  
(Chairperson –BOS)

  
Dr.G.Padmaja Rani  
(University Nominee)

Dr.T.N.K.V Prasad  
(Subject Expert)

Dr. K.Mohan kant  
(Subject Expert)

  
Mr. S.T.Naidu  
(Member, BOS)



## BASIC ELECTRICAL & ELECTRONICS ENGINEERING

(Common to all branches of engineering)

Subject Code: 23ES1T02

### Course Objectives

To expose to the field of Electrical & Electronics Engineering, laws and principles of electrical/electronic engineering and to acquire fundamental knowledge in the relevant field.

**Course Outcomes:** After the completion of the course students will be able to

- Understand the basic electrical circuits, AC machines.
- Analyze different electrical circuits, performance of AC machines.
- Explain the theory, construction, and operation of electronic devices.
- Apply the concept of science and mathematics to explain the working of diodes, transistors, and their applications.
- Analyze different number systems and logic gates.

### PART A: BASIC ELECTRICAL ENGINEERING

#### UNIT I DC & AC Circuits


**DC Circuits:** Electrical circuit elements (R, L and C), Ohm's Law and its limitations, KCL & KVL, series, parallel, series-parallel circuits, Super Position theorem, Simple numerical problems.

**AC Circuits:** A.C. Fundamentals: Equation of AC Voltage and current, waveform, time period, frequency, amplitude, phase, phase difference, average value, RMS value, form factor, peak factor (for sine wave), Voltage and current relationship with phasor diagrams in R, L, and C circuits, Concept of Impedance, Active power, reactive power and apparent power, Concept of power factor (Simple Numerical problems).

#### UNIT II Machines and Measuring Instruments

**Machines:** Construction, principle and operation of (i) Single Phase Transformer, (ii) Three Phase Induction Motor and (iii) Alternator, Applications of electrical machines.

**Measuring Instruments:** Construction and working principle of Permanent Magnet Moving Coil (PMMC), Moving Iron (MI) Instruments and Wheat Stone bridge

					
Dr. S. Srikanth Professor & HOD	Dr. T. Murali Mohan, University Nominee	Dr. K. Siva Kumar Subject expert	Dr. G. Siva Kumar Subject expert	Ch. Mahadev Kumar Representative from Industry	D. Lakshman Kumar Alumni Member

### UNIT III Energy Resources, Electricity Bill & Safety Measures

**Energy Resources:** Conventional and non-conventional energy resources; Layout and operation of various Power Generation systems: Hydel & Solar power generation.

**Electricity bill:** Power rating of household appliances including air conditioners, PCs, Laptops, Printers, etc. Definition of “unit” used for consumption of electrical energy, two-part electricity tariff, calculation of electricity bill for domestic consumers.


**Equipment Safety Measures:** Working principle of Fuse and Miniature circuit breaker (MCB), merits and demerits. Personal safety measures: Electric Shock, Earthing and its types, Safety Precautions to avoid shock.

#### Textbooks:

1. Basic Electrical Engineering by D C Kulshreshtha, Tata McGraw Hill, First Edition 2019.
2. Basic Electrical Engineering by S. N. Singh, PHI Publishers, 2011
3. Fundamentals of Electrical Engineering by Rajendra Prasad, PHI publishers, Third Edition, 2014.

#### Reference Books:

1. Principles of Power Systems by V.K. Mehtha, S.Chand Technical Publishers, 2020.
2. A textbook of Electrical Technology by B.L. Theraja, S. Chand and Company, reprint edition, 2014.
3. S. K. Bhattacharya, Basic Electrical and Electronics Engineering, Second Edition, Person Publications, 2018.

S.No.	Members	Name & Institution	Signature of member
1	Chairman	Dr. S.Srikanth , Professor & HOD	
2	University Nominee	Dr. T. Murali Mohan , Professor, Dept. of EEE, UCEK, JNTU Kakinada	
3	Subject expert from outside the college	Dr. K.Siva Kumar , Professor, Dept. of EE, IIT Hyderabad	
4	Subject expert from outside the college	Dr. G.Siva Kumar , Asst. professor , Dept. of EE, NIT Warangal	
5	Representative from Industry	Ch.Mahadev Kumar ,Dy. Manager Oil rigs B H E L , R C Puram Hyderabad	
6	Alumni Member	D.Lakshman Kumar, Asst. professor, Dept. of EEE, Sri Vishnu Engineering College for Women(A), WG Dist.	



## PART B: BASIC ELECTRONICS ENGINEERING

### UNIT I Semiconductor Devices

Introduction - Characteristics of PN Junction Diode - Zener Diode and its Characteristics. Bipolar Junction Transistor - CB, CE, CC Configurations and Characteristics.

### UNIT II Basic Electronic Circuits And Instrumentation

Rectifiers and power supplies: Block diagram description of a dc power supply, working of a full wave bridge rectifier, capacitor filter (no analysis), RC Coupled amplifier.

Electronic Instrumentation: Block diagram of an electronic instrumentation system.

### UNIT III Digital Electronics


Overview of binary number system, BCD codes, Excess-3 code. Boolean Algebra, Basic Theorems and properties of Boolean Algebra, Truth Tables and simple Logic Gates including Universal Gates - AND, OR, NOT, NOR, NAND, XOR and XNOR. Simple combinational circuits—Half and Full Adders.

#### Textbooks:

1. R.L. Boylestad & Louis Nashlesky, Electronic Devices & Circuit Theory, Pearson Education, 2021.
2. R. P. Jain, Modern Digital Electronics, 4<sup>th</sup> Edition, Tata Mc Graw Hill, 2009
3. Switching Theory and Logic Design by A. Anand Kumar, PHI Learning, 3<sup>rd</sup> Edition.

#### Reference Books:

1. R. S. Sedha, A Textbook of Electronic Devices and Circuits, S. Chand & Co, 2010.
2. Santiram Kal, Basic Electronics- Devices, Circuits and IT Fundamentals, Prentice Hall, India, 2002.
3. R. T. Paynter, Introductory Electronic Devices & Circuits – Conventional Flow Version, Pearson Education, 2009.

S.No.	Members	Name & Institution	Signature of member
1	Chairman	Dr. S.Srikanth , Professor & HOD	
2	University Nominee	Dr. T. Murali Mohan , Professor, Dept. of EEE, UCEK, JNTU Kakinada	
3	Subject expert from outside the college	Dr. K.Siva Kumar , Professor, Dept. of EE, IIT Hyderabad	
4	Subject expert from outside the college	Dr. G.Siva Kumar , Asst. professor , Dept. of EE, NIT Warangal	
5	Representative from Industry	Ch.Mahadev Kumar , Dy. Manager Oil rigs BHEL , RC Puram Hyderabad	
6	Alumni Member	D.Lakshman Kumar , Asst. professor, Dept. of EEE, Sri Vishnu Engineering College for Women(A), WG Dist.	

<b>I Year - I Semester</b>	<b>Code: 23ES1T04</b>	<b>L</b>	<b>T</b>	<b>P</b>	<b>C</b>
		<b>3</b>	<b>0</b>	<b>0</b>	<b>3</b>
<b>INTRODUCTION TO PROGRAMMING</b> <b>(Common to All branches of Engineering)</b>					
<b>Course Objectives:</b>					
<ul style="list-style-type: none"> <li>• To introduce students to the fundamentals of computer programming.</li> <li>• To provide hands-on experience with coding and debugging.</li> <li>• To foster logical thinking and problem-solving skills using programming.</li> <li>• To familiarize students with programming concepts such as data types, control structures, functions, and arrays.</li> <li>• To encourage collaborative learning and teamwork in coding projects.</li> </ul>					
<b>Course Outcomes:</b>					
<p>A student after completion of the course will be able to</p> <p>CO1: Understand basics of computers, the concept of algorithm and algorithmic thinking.</p> <p>CO2: Analyze a problem and develop an algorithm to solve it.</p> <p>CO3: Implement various algorithms using the C programming language.</p> <p>CO4: Understand more advanced features of C language.</p> <p>CO5: Develop problem-solving skills and the ability to debug and optimize the code</p>					
<p><b>UNIT-I: Introduction to Programming and Problem Solving: Computer System:</b> History of Computers, Introduction to Components of Computer System, compilation and execution, Program Counter</p> <p><b>Basics of a Computer Program-</b> Programming Languages and History of C, Basics Structure of a Computer Program, Software Development Process: Characteristics Algorithm, Flowchart, Pseudo Code, Header file, Errors in compilation time, Primitive Data Types, Formatted I/O's, Format Modifiers. Variable Rules, Keywords, Constants, String and Operators. Type Conversions, Priority Table</p> <p><b>Problemsolving strategies:</b> Top-down and Bottom-up approach, Time and space complexities.</p>					
<p><b>UNIT -II: Control Structures (Flow of Controls):</b></p> <p><b>Decision Branching Statement (Selection): Two-way selection:</b> if, if-else, nested if</p> <p><b>Multi-way selection:</b> switch, else-if ladder</p> <p><b>Decision Looping Statement (Repetition/Iterative):</b> while (Pretest/Condition-Controlled Loops) and do-while (Post test) Loops, for loop (Counter Controlled) and Unconditional statements, Nested Loops</p>					
<p><b>UNIT-III Arrays &amp; Pointers:</b></p> <p><b>Arrays:</b> Arrays definition and indexing, Types of Arrays</p> <p><b>One-Dimensional Arrays:</b> Initialization, declaration and accessing, input and output of array</p> <p><b>Two-Dimensional Arrays:</b> Initialization, declaration, accessing, input and output of array</p> <p>Case Study: Matrices, Larger Dimensional Arrays</p> <p><b>Pointers:</b> Concept of a pointer, Initialization of pointer variables and access, Pointer dereferencing and address operators, array manipulation using pointers, Dynamic Memory Management functions, pointers to pointers, command line arguments</p>					
<p><b>UNIT-IV: Functions &amp; Strings:</b></p> <p><b>Functions:</b> Definition of Function, Categorization of User define functions, Local, Global variables and</p>					



Actual and Formal parameters, Scope life time variables, pass by value and reference, Recursive function  
Case Study: Factorial, Fibonacci Series, Basics of Sorting/and Searching

**Strings:** Introduction to String, String Handling Functions

**UNIT-V: User Defined Data Types & File Handling:**

**User Defined Data Types: Structures:** declaration, Initialization, accessing, nested structures, self-referential structure, structures to array, pointer and functions, Union, typedef and enum

**File Handling:** Basics of File Handling (only if time is available, otherwise should be done as part of the lab).

**Note:** The syllabus is designed with C Language as the fundamental language of implementation.

**Text Books:**

1. The C Programming Language", Brian W. Kernighan and Dennis M. Ritchie, Prentice-Hall, Second Edition 2015.
2. Schaum's Outline of Programming with C, Byron S Gottfried, McGraw-Hill, Second Edition.
3. Problem Solving and Programming in C by RS Salaria, Khanna Book Publishing, Fifth Edition.

**Reference Books:**

1. Computing fundamentals and C Programming, E Balagurusamy, McGraw- Hill Education.
2. Programming in C, Rema Theraja, Oxford, 2016, 2<sup>nd</sup> edition
3. C Programming-A Problem Solving Approach, Forouzan, Gilberg, Cengage
4. C Programming- A Beginners Guide by Prof. Mangesh, Dr. D R Shashirag, Prof. Bodapati Narasimha Rao, Prof. B P N Madhu Kumar.

Dr. N Ramakrishnaiah, Professor of CSE. UCEK, JNTUK Kakinada.	Dr. C Krishna Mohan, Professor of CSE, IIT Hyderabad.	Dr. P Radha Krishna, Professor of CSE, NIT Warangal.	Narayana Rao Routhu, Technology Manager, Hidden Brains, Ahmadabad.	Dr. S Rao Chintalapudi, Professor and HoD, CSE(AIML) CMR Technical Campus, Hyderabad.	Dr. B S N Murthy Professor of CSE, BVCEC.

# COMMUNICATIVE ENGLISH LAB

(Common to all branches)

COURSE CODE :-

23HS1L01 (CE, ME, ECE, EEE)

23HS2L01 (CSE, AIDS, AIML,

CSE(AIML))

L T P C  
- - 2 1

## OBJECTIVES

The main objective of introducing this course, *Communicative English Laboratory*, is to expose the students to a variety of self-instructional, learner friendly modes of language learning students will get trained in the basic communication skills and also make them ready to face job interviews.

## OUT COMES

CO 1: Understand the different aspects of the English language proficiency with emphasis on LSRW skills.

CO 2: Apply communication skills through various language learning activities.

CO3: Analyze the English speech sounds, stress, rhythm, intonation and syllable division for better listening and speaking comprehension.

CO4: Evaluate and exhibit professionalism in participating in debates and group discussions.

CO5: Create effective resonate and prepare themselves to face interviews in future.

## List of Topics:


1. Vowels & Consonants
2. Neutralization/Accent Rules
3. Communication Skills & JAM
4. Role Play or Conversational Practice
5. E-mail Writing
6. Resume Writing, Cover letter, SOP
7. Group Discussions-methods & practice
8. Debates- Methods & Practice
9. PPT Presentations/ Poster Presentation
10. Interview Skills

  
A. D. Madhuri  
(Charman-BOS)

  
Prof. K. Sree Ramesh  
(University Nominee)

Prof. T. Ashok  
(Subject Expert)

  
Dr. B. Aseesh Babu  
(Subject Expert)

  
Dr. A. Nageswara Rao  
(Member of BOS)

**Lab Software:** Globarena Technologies Ltd.,

**Reference Books:**

1. Meenakshi Raman, Sangeeta-Sharma. Technical Communication. Oxford Press.2018.
2. Grant Taylor: English Conversation Practice, Tata McGraw-Hill EducationIndia,2016
3. Hewing's, Martin. Cambridge Academic English (B2). CUP, 2012.
4. T.Balasubramanyam, A Textbook of English Phonetics for Indian Students,(3rd Ed) Trinity Press.

**Web Resources:**

**Spoken English:**

1. [www.esl-lab.com](http://www.esl-lab.com)
2. [www.englishmedialab.com](http://www.englishmedialab.com)
3. [www.englishinteractive.net](http://www.englishinteractive.net)
4. <https://www.britishcouncil.in/english/online>
5. <http://www.letstalkpodcast.com/>
6. [https://www.youtube.com/c/mmmEnglish\\_Emma/featured](https://www.youtube.com/c/mmmEnglish_Emma/featured)
7. <https://www.youtube.com/c/ArnelsEverydayEnglish/featured>
8. <https://www.youtube.com/c/engvidAdam/featured>
9. <https://www.youtube.com/c/EnglishClass101/featured>
10. <https://www.youtube.com/c/SpeakEnglishWithTiffani/playlists>
11. [https://www.youtube.com/channel/UCV1h\\_cBE0Drdx19qkTMOWNw](https://www.youtube.com/channel/UCV1h_cBE0Drdx19qkTMOWNw)

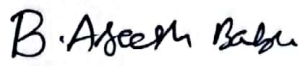
**Voice & Accent:**


1. <https://www.youtube.com/user/letstalkaccent/videos>
2. <https://www.youtube.com/c/EngLanguageClub/featured>
3. [https://www.youtube.com/channel/UC\\_OskgZBoS4dAnVUgJVexc](https://www.youtube.com/channel/UC_OskgZBoS4dAnVUgJVexc)
4. [https://www.youtube.com/channel/UCNfm92h83W2i2iic5Xwp\\_IA](https://www.youtube.com/channel/UCNfm92h83W2i2iic5Xwp_IA)

  
A.D. Madhuri  
(Charman-BOS)

  
Prof. K. Sree Ramesh  
(University Nominee)

Prof. T. Ashok  
(Subject Expert)

  
Dr. B. Aseesh Babu  
(Subject Expert)

  
Dr. A. Nageswara Rao  
(Member of BOS)



**ENGINEERING PHYSICS LAB**  
(Common to All Branches of Engineering)

**Course Objectives:**


To study the concepts of optical phenomenon like interference, diffraction etc., recognize the importance of energy gap in the study of conductivity and Hall effect in semiconductors and study the parameters and applications of dielectric and magnetic materials by conducting experiments.

**Course Outcomes:** The students will be able to

- Operate optical instruments like travelling microscope and spectrometer.
- Estimate the wavelengths of different colors using diffraction grating.
- Plot the intensity of the magnetic field of circular coil carrying current with distance.
- Evaluate dielectric constant and magnetic susceptibility for dielectric and magnetic materials respectively.
- Calculate the band gap of a given semiconductor
- Identify the type of semiconductor using Hall Effect.
- Identify the different types of semiconductor diodes and their applications.
- Analyse the experimental data on Planck's constant and compare it to theoretical predictions.

**List of Experiments:**


1. Determination of radius of curvature of a given planoconvex lens by Newton's
2. Determination of wavelengths of different spectral lines in mercury spectrum using diffraction grating in normal incidence configuration.
3. Verification of Brewster's law
4. Determination of dielectric constant using charging and discharging method.
5. Study the variation of  $B$  versus  $H$  by magnetizing the magnetic material (B-H curve).
6. Determination of wavelength of Laser light using diffraction grating.
7. Estimation of Planck's constant using photoelectric effect.
8. Determination of the resistivity of semiconductors by four probe methods.
9. Determination of energy gap of a semiconductor using p-n junction diode.
10. Magnetic field along the axis of a current carrying circular coil by Stewart Gee's Method.

  
Ms. A.D. Madhuri  
(Chairperson -BOS)

  
Dr. G. Padmaja Rani  
(University Nominee)

Dr. T.N.K.V Prasad  
(Subject Expert)

Dr. K. Mohankant  
(Subject Expert)

  
Mr. S.T. Naidu  
(Member, BOS)


11. Determination of Hall voltage and Hall coefficient of a given semiconductor using Hall Effect.
12. Determination of temperature coefficients of a thermistor.
13. Determination the acceleration due to gravity by using the compound pendulum.
14. Determination of magnetic susceptibility by Kundt's tube method.
15. Determination of rigidity modulus of the material of the given wire using Torsional pendulum.
16. Sonometer: Verification of laws of stretched string.
17. Determination of young's modulus for the given material of wooden scale by non-uniform bending (or double cantilever) method.
18. Determination of Frequency of electrically maintained tuning fork by Melde's experiment.

**Note:** Any TEN of the listed experiments are to be conducted. Out of which any TWO experiments may be conducted in virtual mode.

**References:** A Textbook of Practical Physics - S. Balasubramanian, M.N. Srinivasan, S. Chand Publishers, 2017.


**URL:** [www.vlab.co.in](http://www.vlab.co.in)

  
A.D. Madhuri  
(Chairperson -BOS)

  
Dr. G. Padmaja Rani  
(University Nominee)

Dr. T.N.K.V Prasad  
(Subject Expert)

Dr. K. Mohan kant  
(Subject Expert)

  
Mr. S.T. Naidu  
(Member, BOS)

## ELECTRICAL & ELECTRONICS ENGINEERING WORKSHOP

(Common to All branches of Engineering)

### Course Objectives:


- To impart knowledge on the fundamental laws & theorems of electrical circuits, functions of electrical machines and energy calculations.
- To impart knowledge on the principles of digital electronics and fundamentals of electron devices.

**Course Outcomes:** At the end of the course, the student will be able to

- Get an exposure to common electrical & electronic components and their ratings.
- Understand the usage of common electrical & electronic measuring instruments.
- Understand the basic characteristics of electrical machines and perform energy calculations.
- Plot and discuss the characteristics of various electron devices.
- Explain the operation of a digital circuit.

### Activities:

1. Familiarization of commonly used Electrical & Electronic Workshop Tools: Bread board, Solder, cables, relays, switches, connectors, fuses, Cutter, plier, screwdriver set, wirestripper, flux, knife/blade, soldering iron, de-soldering pump etc.
  - Provide some exercises so that hardware tools and instruments are learned to be used by the students.
2. Familiarization of Measuring Instruments like Voltmeters, Ammeters, multimeter, LCR-Q meter, Power Supplies, CRO, DSO, Function Generator, Frequency counter.
  - Provide some exercises so that measuring instruments are learned to be used by the students.
3. Components:
  - Familiarization/Identification of components (Resistors, Capacitors, Inductors, Diodes, transistors, IC's etc.) – Functionality, type, size, colour coding package, symbol, cost etc.
  - Testing of components like Resistor, Capacitor, Diode, Transistor, ICs etc. - Compare values of components like resistors, inductors, capacitors etc with the measured values by using instrument.

					
Dr. S. Srikanth Professor & HOD	Dr. T. Murali Mohan, University Nominee	Dr. K. Siva Kumar Subject expert	Dr. G. Siva Kumar Subject expert	Ch. Mahadev Kumar Representative from Industry	D. Lakshman Kumar Alumni Member



I Year - I Semester	Code: 23ES1L04	L	T	P	C
<b>COMPUTER PROGRAMMING LAB (Common to All branches)</b>					
<b>Course Objectives:</b> The course aims to give students hands – on experience and train them on the concepts of the C- programming language.					
<b>Course Outcomes:</b> CO1: Read, understand, and trace the execution of programs written in C language. CO2: Select the right control structure for solving the problem. CO3: Develop C programs which utilize memory efficiently using programming constructs like pointers. CO4: Develop, Debug and Execute programs to demonstrate the applications of arrays, functions, basic concepts of pointers in C.					
<b>UNIT I</b> <b>WEEK 1:</b> <b>Objective:</b> Getting familiar with the programming environment on the computer and writing the first program. <b>Suggested Experiments/Activities:</b> <b>Tutorial 1:</b> Problem-solving using Computers. <b>Lab1:</b> Familiarization with programming environment <ol style="list-style-type: none"> <li>i) Basic Linux environment and its editors like Vi, Vim &amp; Emacs etc.</li> <li>ii) Exposure to Turbo C, gcc</li> <li>iii) Writing simple programs using printf(), scanf()</li> </ol> <b>WEEK 2:</b> <b>Objective:</b> Getting familiar with how to formally describe a solution to a problem in a series of finite steps both using textual notation and graphic notation. <b>Suggested Experiments /Activities:</b> <b>Tutorial 2:</b> Problem-solving using Algorithms and Flow charts. <b>Lab 2:</b> Converting algorithms/flow charts into C Source code. Developing the algorithms/flowcharts for the following sample programs <ol style="list-style-type: none"> <li>i) Sum and average of 3 numbers</li> <li>ii) Conversion of Fahrenheit to Celsius and vice versa</li> <li>iii) Simple interest calculation</li> </ol> <b>WEEK 3:</b> <b>Objective:</b> Learn how to define variables with the desired data-type, initialize them with appropriate values and how arithmetic operators can be used with variables and constants. <b>Suggested Experiments/Activities:</b> <b>Tutorial 3:</b> Variable types and type conversions: <b>Lab 3:</b> Simple computational problems using arithmetic expressions. <ol style="list-style-type: none"> <li>i) Finding the square root of a given number</li> <li>ii) Finding compound interest</li> <li>iii) Area of a triangle using heron’s formulae</li> <li>iv) Distance travelled by an object</li> </ol> <b>UNIT II</b> <b>WEEK 4:</b> <b>Objective:</b> Explore the full scope of expressions, type-compatibility of variables & constants and operators used in the expression and how operator precedence works. <b>Suggested Experiments/Activities:</b>					

**Tutorial 4:** Operators and the precedence and as associatively:

**Lab4:** Simple computational problems using the operator' precedence and associativity

- i) Evaluate the following expressions.
  - a.  $A+B*C+(D*E) + F*G$
  - b.  $A/B*C-B+A*D/3$
  - c.  $A+++B---A$
  - d.  $J= (i++) + (++i)$
- ii) Find the maximum of three numbers using conditional operator
- iii) Take marks of 5 subjects in integers, and find the total, average in float

**WEEK 5:**

**Objective:** Explore the full scope of different variants of “if construct” namely if-else, null-else, if-else if\*-else, switch and nested-if including in what scenario each one of them can be used and how to use them. Explore all relational and logical operators while writing conditionals for “if construct”.

**Suggested Experiments/Activities:**

**Tutorial 5:** Branching and logical expressions:

**Lab 5:** Problems involving if-then-else structures.

- i) Write a C program to find the max and min of four numbers using if-else.
- ii) Write a C program to generate electricity bill.
- iii) Find the roots of the quadratic equation.
- iv) Write a C program to simulate a calculator using switch case.
- v) Write a C program to find the given year is a leap year or not.

**WEEK 6:**

**Objective:** Explore the full scope of iterative constructs namely while loop, do-while loop and for loop in addition to structured jump constructs like break and continue including when each of these statements is more appropriate to use.

**Suggested Experiments/Activities:**

**Tutorial 6:** Loops, while and for loops

**Lab 6:** Iterative problems e.g., the sum of series

- i) Find the factorial of given number using any loop.
- ii) Find the given number is a prime or not.
- iii) Compute sine and cos series
- iv) Checking a number palindrome
- v) Construct a pyramid of numbers.

**UNIT III**

**WEEK 7:**

**Objective:** Explore the full scope of Arrays construct namely defining and initializing 1-D and 2-D and more generically n-D arrays and referencing individual array elements from the defined array. Using integer 1-D arrays, explore search solution linear search.

**Suggested Experiments/Activities:**

**Tutorial 7:** 1 D Arrays: searching.

**Lab 7:** 1D Array manipulation, linear search

- i) Find the min and max of a 1-D integer array.
- ii) Perform linear search on 1D array.
- iii) The reverse of a 1D integer array
- iv) Find 2's complement of the given binary number.
- v) Eliminate duplicate elements in an array.

**WEEK 8:**

**Objective:** Explore the difference between other arrays and character arrays that can be used as Strings by using null character and get comfortable with string by doing experiments that will reverse a string and concatenate two strings. Explore sorting solution bubble sort using

integer arrays.

**Suggested Experiments/Activities:**

**Tutorial 8:** 2 D arrays, sorting

**Lab 8:** Matrix problems, String operations, Bubble sort

- i) Addition of two matrices
- ii) Multiplication two matrices
- iii) Sort array elements using bubble sort

**WEEK 9:**

**Objective:** Explore pointers to manage a dynamic array of integers, including memory allocation & value initialization, resizing changing and reordering the contents of an array and memory de-allocation using malloc (), calloc (), realloc () and free () functions. Gain experience processing command-line arguments received by C

**Suggested Experiments/Activities:**

**Tutorial 9:** Pointers and dynamic memory allocation

**Lab 9:** Pointers and memory dereference.

- i) Write a C program to find the sum of a 1D array using malloc ()
- ii) Enter n students data using calloc () and display failed students list
- iii) Write a C program to implement realloc ()

**UNIT IV**

**WEEK 10:**

**Objective:** Explore the Functions, sub-routines, scope and extent of variables, doing some experiments by parameter passing using call by value. Basic methods of numerical integration

**Suggested Experiments/Activities:**

**Tutorial 10:** Functions, call by value, scope and extent,

**Lab 10:** Simple functions using call by value, solving differential equations using Eulers theorem.

- i) Concatenate two strings without built-in functions
- ii) Reverse a string using built-in and without built-in string functions
- iii) Write a C function to find the length of a string.
- iv) Write a C function to transpose of a matrix.
- v) Write a C function to demonstrate numerical integration of differential equations using Euler's method

**WEEK 11:**

**Objective:** Explore how recursive solutions can be programmed by writing recursive functions that can be invoked from the main by programming at-least five distinct problems that have naturally recursive solutions.

**Suggested Experiments/Activities:**

**Tutorial 11:** Recursion, recursive calls

**Lab 11:** Recursive functions

- i) Write a recursive function to generate Fibonacci series.
- ii) Write a recursive function to find the lcm of two numbers.
- iii) Write a recursive function to find the factorial of a number.
- iv) Write a C Program to implement Ackermann function using recursion.
- v) Write a recursive function to find the sum of series.

**WEEK 12:**

**Objective:** Explore the basic difference between normal and pointer variables, Arithmetic operations using pointers and passing variables to functions using pointers

**Suggested Experiments/Activities:**

**Tutorial 12:** Call by reference, dangling pointers

**Lab 12:** Simple functions using Call by reference, Dangling pointers.

- i) Write a C program to swap two numbers using call by reference.



- ii) Demonstrate Dangling pointer problem using a C program.
- iii) Write a C program to copy one string into another using pointer.
- iv) Write a C program to find no of lowercase, uppercase, digits and other characters using pointers.

## UNIT V

### WEEK 13:

**Objective:** Experiment with C Structures, Unions, bit fields and self-referential structures (Singly linked lists) and nested structures

**Suggested Experiments/Activities:**

**Tutorial 13:** Structure, Bitfields, Self-Referential Structures, Linked lists

**Lab13:** Structure, Self-Referential Structures, Bitfields, linked lists

Read and print a date using dd/mm/yyyy format using bit-fields and differentiate the same without using bit- fields

- i) Write a C program to find the total, average of n students using structures
- ii) Read student name and marks from the command line and display the student details along with the total.
- iii) Create and display a singly linked list using self-referential structure.
- iv) Demonstrate the differences between structures and unions using a C program.
- v) Write a C program to shift/rotate using bitfields.
- vi) Write a C program to copy one structure variable to another structure of the same type.

### WEEK14:

**Objective:** To understand data files and file handling with various file I/O functions.

Explore the differences between text and binary files.

**Suggested Experiments/Activities:**

**Tutorial 14:** File handling

**Lab 14:** File operations

- i) Write a C program to write and read text into a file.
- ii) Write a C program to write and read text into a binary file using fread() and fwrite()
- iii) Copy the contents of one file to another file.
- iv) Write a C program to merge two files into the third file using command-line arguments.
- v) Find no. of lines, words and characters in a file
- vi) Write a C program to print last n characters of a given file.

### Text Books:

1. Programming in C - A practical approach by Ajay Mittal, Pearson Education, First Edition.
2. Schaum's Outline of Programming with C by Byron S. Gottfried, McGraw Hill, Second Edition.

### Reference Books:

1. Brian W. Kernighan and Dennis M. Ritchie, The C Programming Language, Prentice-Hall of India
2. C Programming, A Problem-Solving Approach, Forouzan, Gilberg, Prasad, CENGAGE

Dr. N Ramakrishnaiah, Professor of CSE. UCEK, JNTUK	Dr. C Krishna Mohan, Professor of CSE, IIT Hyderabad.	Dr. P Radha Krishna, Professor of CSE,	Narayana Rao Routhu, Technology Manager,	Dr. S Rao Chintalapudi, Professor and HoD, CSE(AIML)	Dr. B S N Murthy Professor of CSE,

Kakinada.		NIT Warangal.	Hidden Brains, Ahmadabad.	CMR Technical Campus, Hyderabad.	BVCEC.
-----------	--	---------------	------------------------------	--	--------

L	T	P	C
0	0	1	0.5

## HEALTH AND WELLNESS, YOGA AND SPORTS (Common to All branches of Engineering)

23BS1L04(CE,EEE,MEC,ECE)

23BS2L04((CSE,AIDS,AIML,CSE(AIML))

### Course Objectives:

The main objective of introducing this course is to make the students maintain their mental and physical wellness by balancing emotions in their life. It mainly enhances the essential traits required for the development of the personality.

**Course Outcomes:** After completion of the course the student will be able to

- CO1: Understand the importance of yoga and sports for Physical fitness and sound health.
- CO2: Demonstrate an understanding of health-related fitness components.
- CO3: Compare and contrast various activities that help enhance their health.
- CO4: Assess current personal fitness levels.
- CO5: Develop Positive Personality

### UNIT I

Concept of health and fitness, Nutrition and Balanced diet, basic concept of immunity Relationship between diet and fitness, Globalization and its impact on health, Body Mass Index (BMI) of all age groups.

#### Activities:

- i) Organizing health awareness programmes in community
- ii) Preparation of health profile
- iii) Preparation of chart for balance diet for all age groups

### UNIT II

Concept of yoga, need for and importance of yoga, origin and history of yoga in Indian context, classification of yoga, Physiological effects of Asanas- Pranayama and meditation, stress management and yoga, Mental health and yoga practice.

#### Activities:

Yoga practices – Asana, Kriya, Mudra, Bandha, Dhyana, Surya Namaskar

### UNIT III



Concept of Sports and fitness, importance, fitness components, history of sports, Ancient and Modern Olympics, Asian games and Commonwealth games.

#### Activities:

- i) Participation in one major game and one individual sport viz., Athletics, Volleyball, Basketball, Handball, Football, Badminton, Kabaddi, Kho-kho, Table tennis, Cricket etc.  
Practicing general and specific warm up, aerobics
- ii) Practicing cardiorespiratory fitness, treadmill, run test, 9 min walk, skipping and running.

#### Reference Books:

1. Gordon Edlin, Eric Golanty. Health and Wellness, 14th Edn. Jones & Bartlett Learning, 2022
2. T.K.V.Desikachar. The Heart of Yoga: Developing a Personal Practice
3. Archie J.Bahm. Yoga Sutras of Patanjali, Jain Publishing Company, 1993
4. Wiseman, John Lofty, SAS Survival Handbook: The Ultimate Guide to Surviving Anywhere Third Edition, William Morrow Paperbacks, 2014
5. The Sports Rules Book/ Human Kinetics with Thomas Hanlon. -- 3rd ed. Human Kinetics, Inc.2014

#### General Guidelines:

1. Institutes must assign slots in the Timetable for the activities of Health/Sports/Yoga.
2. Institutes must provide field/facility and offer the minimum of five choices of as many as Games/Sports.
3. Institutes are required to provide sports instructor / yoga teacher to mentor the students.

#### Evaluation Guidelines:

- Evaluated for a total of 100 marks.
- A student can select 6 activities of his/her choice with a minimum of 01 activity per unit. Each activity shall be evaluated by the concerned teacher for 15 marks, totalling to 90 marks.
- A student shall be evaluated by the concerned teacher for 10 marks by conducting viva voce on the subject.

L T P C  
3 0 0 3

**CHEMISTRY**  
(Common to EEE, ECE, CSE, AIDS,AIML,CSE(AIML))

Course code : 23BS2T04 (EEE,ECE)  
23BS1T04(CSE,AIDS,AIML,CSE(AIML))

**Course Objectives:**


- To familiarize engineering chemistry and its applications
- To train the students on the principles and applications of electrochemistry and polymers
- To introduce instrumental methods, molecular machines and switches

**Course Outcomes:**At the end of the course, the students will be able to:


- Compare the materials of construction for battery and electrochemical sensors.
- Explain the preparation, properties, and applications of thermoplastics & thermosetting, elastomers& conducting polymers.
- Explain the principles of spectrometry, slc in separation of solid and liquid mixtures.
- Apply the principle of Band diagrams in the application of conductors and semiconductors.

  
A.D. Madhuri  
(Chairman - BOS)

  
Dr. S. Satyaveni  
(University Nominee)

  
Dr. S. Musthafa  
(Subject Expert)

  
Dr. A. Venkateswara Rao  
(Subject Expert)

  
Mr. E. S. V. Subrahmanyam  
(Member, BOS)

**UNIT I Structure and Bonding Models:**

**12 Hours**

Fundamentals of Quantum mechanics, Schrodinger Wave equation, significance of  $\Psi$  and  $\Psi^2$ , particle in one dimensional box, molecular orbital theory – bonding in homo- and heteronuclear diatomic molecules – energy level diagrams of O<sub>2</sub> and CO, etc.  $\pi$ -molecular orbitals of butadiene and benzene, calculation of bond order.

**UNIT II Modern Engineering materials**

**12 Hours**

Semiconductors, band diagram in solids, Semiconductor devices (p-n junction diode as rectifier and transistors)

Super conductors-Introduction basic concept, applications.

Supercapacitors: Introduction, Basic Concept-Classification – Applications.

Nano materials: Introduction, classification, properties and applications of Fullerenes, carbon nano tubes and Graphines nanoparticles.


**UNIT III Electrochemistry and Applications:**


**12 Hours**


Electrochemical cell, Nernst equation, cell potential calculations and numerical problems, potentiometry- potentiometric titrations (redox titrations), concept of conductivity, conductivity cell, conductometric titrations (acid-base titrations).

Electrochemical sensors – potentiometric sensors with examples, amperometric sensors with examples


Primary cells – Zinc-air battery, Secondary cells –lithium-ion batteries- working of the batteries including cell reactions; Fuel cells, hydrogen-oxygen fuel cell– working of the cells. Polymer Electrolyte Membrane Fuel cells (PEMFC).

  
A. D. Madhuri  
(Chairman - BOS)

  
Dr. S Satyavani  
(University Nominee)

  
Dr. S. Musthafa  
(Subject Expert)

  
Dr. A. Venkateswara Rao  
(Subject Expert)

  
Mr. E. S. V. Subrahmanyam  
(Member, BOS)



#### UNIT IV Polymer Chemistry

12 Hours

Introduction to polymers, functionality of monomers, chain growth and step growth polymerization, coordination polymerization, with specific examples and mechanisms of polymer formation.

Plastics –Thermoand Thermosetting plastics, Preparation, properties and applications of – PVC, Teflon, Bakelite, Nylon-6,6, carbon fibres.

Elastomers–Buna-S, Buna-N–preparation, properties and applications.


Conducting polymers – polyacetylene, polyaniline, – mechanism of conduction and applications. Bio-Degradable polymers - Poly Glycolic Acid (PGA), Poly Lactic Acid (PLA).

#### UNIT V Instrumental Methods, and Applications

12 Hours


Electromagnetic spectrum. Absorption of radiation: Beer-Lambert's law. UV-Visible Spectroscopy, electronic transition, Instrumentation, IR spectroscopies, fundamental modes and selection rules, Instrumentation. Chromatography-Basic Principle, Classification-HPLC: Principle, Instrumentation and Applications.

  
A. D. Madhuri  
(Chairman - BOS)

  
Dr. S. Satyavani  
(University Nominee)

  
Dr. S. Musthafa  
(Subject Expert)

  
Dr. A. Venkateswara Rao  
(Subject Expert)


  
Mr. E. S. V. Subrahmanyam  
(Member, BOS)


**Textbooks:**


1. Jain and Jain, Engineering Chemistry, 16/e, DhanpatRai, 2013.
2. Peter Atkins, Julio de Paula and James Keeler, Atkins' Physical Chemistry, 10/e, Oxford University Press, 2010.

**Reference Books:**


1. Skoog and West, Principles of Instrumental Analysis, 6/e, Thomson, 2007.
2. J.M.Lehn, Supra Molecular Chemistry, VCH Publications

  
A.D. Madhuri  
(Chairman - BOS)

  
Dr. S Satyaveni  
(University Nominee)

  
Dr. S. Musthafa  
(Subject Expert)

  
Dr. A. Venkateswara Rao  
(Subject Expert)

  
Mr. E. S. V. Subrahmanyam  
(Member, BOS)

**I B.TECH-II SEMESTER**

**DIFFERENTIAL EQUATIONS AND VECTOR CALCULUS**  
**(Common to All Branches)**

**Subject Code: 23BS2T01**

**L T P C**

**3 0 0 3**

**Course Objectives:**

- To enlighten the learners in the concept of differential equations and multivariable calculus.
- To furnish the learners with basic concepts and techniques at plus two level to lead them in to advanced level by handling various real-world applications.

**Course Outcomes:**

At the end of the course, the student will be able to:

CO1: Solve the differential equations related to various engineering fields.


CO2: Identify solution methods for partial differential equations that model physical processes.

CO3: Interpret the physical meaning of different operators such as gradient, Curl and divergence.

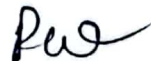
CO4: Estimate the work done against a field, circulation and flux using vector calculus.

  
A.D. Madhuri  
(Chairman-BOS)

  
Dr. G.V.S.R. Deekshitulu  
(University Nominee)

  
Dr. T.S.R. Murthy  
(Subject Expert)

  
Dr. U. Venu Gopalam  
(Subject Expert)

  
Mr. P. Ganga Raju  
(Member, BOS)



**UNIT I Differential Equations of First Order and First Degree**

Linear differential equations – Bernoulli's equations- Exact equations and equations reducible to exact form. Applications: Orthogonal Trajectories Newton's Law of cooling – Law of natural growth and decay

**UNIT II Linear differential equations of higher order (Constant Coefficients)**

*differential Equations.*

Definitions, homogenous and non-homogenous, complimentary function, Particular integral, General solution, Wronskian, Method of variation of parameters, Simultaneous linear equations, Applications to L-C-R Circuit problems.

**UNIT III Partial Differential Equations**

Introduction and formation of Partial Differential Equations by elimination of arbitrary constants and arbitrary functions, solutions of first order linear equations using Lagrange's method. Homogeneous Linear Partial differential equations with constant coefficients - Non homogeneous terms of the type  $e^{ax+by}$ ,  $\sin(ax + by)$ ,  $\cos(ax + by)$

**UNIT IV Vector differentiation**

Scalar and vector point functions, vector operator Del, Del applies to scalar point functions - Gradient, Directional derivative, del applied to vector point functions- Divergence and Curl, Solenoidal, Irrotational vectors, Scalar Potential Function - Vector identities.

  
A.D. Madhuri  
(Chairman-BOS)

  
Dr. G.V.S.R. Deekshitulu  
(University Nominee)

  
Dr. T.S.R. Murthy  
(Subject Expert)

  
Dr. U. Venu Gopalam  
(Subject Expert)

  
Mr. P. Ganga Raju  
(Member, BOS)

## UNIT V Vector Integration

Line integral- circulation – work done, surface integral-flux, Green's theorem in the plane (with out proof), Stoke's theorem (with out proof), volume integral, Divergence theorem (with out proof) and related problems.

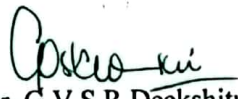
### Text books:


1. Higher Engineering Mathematics, B.S.Grewal, Khanna Publishers, 2017, 44th Edition
2. Advanced Engineering Mathematics, Erwin Kreyszig, John Wiley & Sons, 2018, 10th Edition.

### Reference Books:


1. Thomas Calculus, George B. Thomas, Maurice D. Weir and Joel Hass, Pearson Publishers, 2018, 14th Edition.
2. Advanced Engineering Mathematics, Dennis G. Zill and Warren S. Wright, Jones and Bartlett, 2018.
3. Advanced Modern Engineering Mathematics, Glyn James, Pearson publishers, 2018, 5th Edition.
4. Advanced Engineering Mathematics, R.K. Jain and S.R.K. Iyengar, Alpha Science International Ltd., 2021 5th Edition (9th reprint).
5. Higher Engineering Mathematics, B.V. Ramana, McGraw Hill Education, 2017

  
A.D. Madhuri  
(Chairman-BOS)

  
Dr. G.V.S.R. Deekshitulu  
(University Nominee)

  
Dr. T.S.R. Murthy  
(Subject Expert)

  
Dr. U. Venu Gopalam  
(Subject Expert)

  
Mr. P. Ganga Raju  
(Member, BOS)



**BONAM VENKATA CHALAMAYYA ENGINEERING COLLEGE  
ODALAREVU (AUTONOMOUS)**

**Department of Civil Engineering**

I YEAR I SEM	Course Code : 23ES2T01	L	T	P	C
		3	0	0	3
<b>Course Title: BASIC CIVIL AND MECHANICAL ENGINEERING</b>					
<b>PART A: BASIC CIVIL ENGINEERING</b>					
<b>Course Objectives:</b> <ul style="list-style-type: none"> <li>• Get familiarized with the scope and importance of Civil Engineering sub-divisions.</li> <li>• Introduce the preliminary concepts of surveying.</li> <li>• Acquire preliminary knowledge on Transportation and its importance in nation's economy.</li> <li>• Get familiarized with the importance of quality, conveyance and storage of water.</li> <li>• Introduction to basic civil engineering materials and construction techniques.</li> </ul>					
<b>Course Outcomes:</b> On completion of the course, the student should be able to: CO1: Understand various sub-divisions of Civil Engineering and to appreciate their role in ensuring better society. CO2: Know the concepts of surveying and to understand the measurement of distances, angles and levels through surveying. CO3: Realize the importance of Transportation in nation's economy and the engineering measures related to Transportation. CO4: Understand the importance of Water Storage and Conveyance Structures so that the social responsibilities of water conservation will be appreciated. CO5: Understand the basic characteristics of Civil Engineering Materials and attain knowledge on prefabricated technology.					
<b>UNIT I</b>					
<b>Basics of Civil Engineering:</b> Role of Civil Engineers in Society- Introduction to Civil Engineering Construction Materials-Cement - Aggregate -Bricks- Cement concrete- Steel-Bitumen-Building Planning & Construction Techniques-Introduction to Prefabricated Construction Techniques.					
<b>UNIT II</b>					
<b>Geotechnical Engineering:</b> Introduction to Properties of soils- Permeability & Seepage- Shear strength-Compaction and Consolidation-Soil exploration-Shallow and Deep Foundations  <b>Structural Engineering:</b> Introduction to Different types of structures-Framed structures-Arches-Suspension bridges-Trusses, Reinforced Concrete Structures-Steel Structures-Design philosophies-Prestressed concrete structures.					

Dr. V. Lakshmi, Professor UCEK, JNTU Kakinada. (University Nominee)	Dr. A. Murali Krishna, Professor, IIT Tirpathi	Dr. V. Ramna murthy, Professor, NIT Warangal.	Er.B.ChandraSekhar, Director (Technical), Praneeth Engg Dept, Hyderabad (Industrial Expert)	Dr.Venkateswarlu Hasti, Post Doctoral fellow, IISc Banglore. (Alumini)
<i>Cand</i>	-online-	-online-	-online-	-online-

**PROFESSOR**  
Department of Civil Engineering  
University College of Engineering  
INTUK KAKINADA

*A. S. S.*  
Head of the Department  
Dept. of Civil Engineering  
BVC ENGINEERING COLLEGE  
ODALAREVU 533 210





**BONAM VENKATA CHALAMAYYA ENGINEERING COLLEGE  
ODALAREVU (AUTONOMOUS)**

**Department of Civil Engineering**

**Surveying:** Introduction to Objectives of Surveying- Horizontal Measurements- Angular Measurements- Bearings- Levelling- Instruments used for levelling -Contour mapping.

**UNIT III**

**Transportation Engineering** Importance of Transportation in Nation's economic development- Introduction to Types of Highway Pavements- Flexible Pavements and Rigid Pavements - Simple Differences. Basics of Harbour, Tunnel, Airport, and Railway Engineering.

**Water Resources and Environmental Engineering:** Introduction to Sources of water- Hydrology–Rainwater Harvesting-Water Storage and Conveyance Structures. Introduction to Quality of water- Specifications- Treatment-Sewage-Disposal

**Textbooks:**

1. Basic Civil Engineering, M.S.Palanisamy, , Tata Mcgraw Hill publications (India) Pvt.Ltd. Fourth Edition.
2. Introduction to Civil Engineering, S.S. Bhavikatti, New Age International Publishers.2022. First Edition.
3. Basic Civil Engineering, Satheesh Gopi, Pearson Publications, 2009, First Edition.

**Reference Books:**

1. Surveying, Vol- I and Vol-II, S.K. Duggal, Tata McGraw Hill Publishers 2019. Fifth Edition.
2. Hydrology and Water Resources Engineering, Santosh Kumar Garg, Khanna Publishers, Delhi. 2016
3. Irrigation Engineering and Hydraulic Structures - Santosh Kumar Garg, Khanna Publishers, Delhi 2023. 38<sup>th</sup> Edition.
4. Highway Engineering, S.K.Khanna, C.E.G. Justo and Veeraraghavan, Nemchand and Brothers Publications 2019. 10<sup>th</sup> Edition.
5. Indian Standard DRINKING WATER — SPECIFICATION IS 10500-2012.







\*\*\*\*\*

Dr. V. Lakshmi, Professor UCEK, JNTU Kakinada. (University Nominee)	Dr. A. Murali Krishna, Professor, IIT Tirpathi	Dr. V. Ramna murthy, Professor, NIT Warangal.	Er.B.ChandraSekhar, Director (Technical), Praneeth Engg Dept, Hyderabad (Industrial Expert)	Dr.Venkateswarlu Hasti, Post Doctoral fellow, IISc Bangalore. (Alumini)
<i>Ceand</i>	<i>-online-</i>	<i>-online-</i>	<i>-online-</i>	<i>-online-</i>

**PROFESSOR**  
Department of Civil Engineering  
University College of Engineering  
JNTUK KAKINADA

*[Signature]*  
Head of the Department  
Dept. of Civil Engineering  
BVC ENGINEERING COLLEGE  
ODALAREVU 533 210

I YEAR I SEM I YEAR II SEM	Course Code : 23ES1T03 (for CSE & Allied Branches)	L	T	P	C
	Course Code : 23ES2T03 (for CE, EEE, ME & ECE Branches)	1	0	4	3
<b>ENGINEERING GRAPHICS</b>					
<b>UNIT I</b> <b>Introduction:</b> Lines, Lettering and Dimensioning, Geometrical Constructions and constructing regular polygons by general methods only. <b>Curves:</b> construction of ellipse, parabola and hyperbola by general method only, Cycloids, Involutcs, Normal and tangent to Curves. <b>Scales:</b> Plain scales, diagonal scales					
<b>UNIT II</b> <b>Orthographic Projections:</b> Reference plane, importance of reference lines or Plane, Projections of a point situated in any one of the four quadrants. <b>Projections of Straight Lines:</b> Projections of straight lines parallel to both reference planes, perpendicular to one reference plane and parallel to other reference plane, inclined to one reference plane and parallel to the other reference plane. Projections of Straight Line Inclined to both the reference planes <b>Projections of Planes:</b> regular planes Perpendicular to both reference planes, parallel to one reference plane and inclined to the other reference plane; plane inclined to both the reference planes.					
<b>UNIT III</b> <b>Projections of Solids:</b> Types of solids: Polyhedra and Solids of revolution. Projections of solids in simple positions: Axis perpendicular to horizontal plane, Axis perpendicular to vertical plane and Axis parallel to both the reference planes, Projection of Solids with axis inclined to one reference plane and parallel to another plane.					

					
Dr. A. Swarna Kumari Professor in ME Dept.,UCEK (A), JNTUK	Dr. K Venkata Subbaiah, Professor in M&AE Dept, IITH	Dr. V. Suresh Babu, Professor in ME, NITW	Mr. K M Dakshina Murty, Dy.GM, BHEL	U Srinivas Tech. Asst, ISRO-SHAR Sriharikota	B Srinivas HOD-ME, BVCEC(A)
Member-Affiliating Univ. Nominee	Subject Expert	Subject Expert	Industry Expert	PG Alumni	Chairperson -BOS




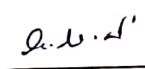




**UNIT IV****Basic Concept of Sections of Solids:** Sections of Solids in simple positions (Cone, Prism, Pyramid)**Development of Surfaces:** Methods of Development: Parallel line development and radial line development.  
Development of a cube, prism, cylinder, pyramid and cone..**UNIT V****Conversion of Views:** Conversion of isometric views to orthographic views; Conversion of orthographic views to isometric views.**Computer graphics:** Creating 2D & 3D drawings of objects including PCB and Transformations using Auto CAD (Not for end examination).**Text Books:**

1. N. D. Bhatt, Engineering Drawing, Charotar Publishing House, 2016.

**Reference Books:**

1. Engineering Drawing, K.L. Narayana and P. Kanniah, Tata McGraw Hill, 2013.
  2. Engineering Drawing, M.B.Shah and B.C. Rana, Pearson Education Inc, 2009.
- Engineering Drawing with an Introduction to AutoCAD, Dhananjay Jolhe, TataMcGraw Hill, 2017.

					
Dr. A. Swarna Kumari Professor in ME Dept.,UCEK (A), JNTUK	Dr. K Venkata Subbaiah, Professor in M&AE Dept, IITH	Dr. V. Suresh Babu, Professor in ME, NITW	Mr. K M Dakshina Murty, Dy.GM, BHEL	U Srinivas Tech. Asst, ISRO-SHAR Sriharikota	B Srinivas HOD-ME, BVCEC(A)
Member-Affiliating Univ. Nominee	Subject Expert	Subject Expert	Industry Expert	PG Alumni	Chairperson -BOS



**ELECTRICAL CIRCUITS  
(EEE)**

**Subject Code: 23EE2T01**

**Course Objectives:**

- To develop an understanding of the fundamental laws and elements of electrical circuits.
- To develop the ability to apply circuit analysis to DC and AC circuits.

**Course Outcomes:** At the end of the course, student will be able to

- Examine various electrical networks in presence of active and passive elements.
- Calculate the parameters of R, L, C network with sinusoidal excitation.
- Analyze magnetic circuit with various dot conventions
- Analyze the series and parallel resonant circuit
- Solve Electrical networks by using principles of network theorems.

**UNIT I Introduction to Electrical Circuits**

Basic Concepts of passive elements of R, L, C and their V-I relations, Sources (dependent and independent), Kirchhoff's laws, Network reduction techniques (series, parallel, series - parallel, star-to-delta and delta-to-star transformation), source transformation technique, nodal analysis and mesh analysis to DC networks with dependent and independent voltage and current sources., node and mesh analysis.


**UNIT II Single Phase Circuits**

Characteristics of periodic functions, Average value, R.M.S. value, form factor, representation of a sine function, concept of phasor, phasor diagrams, node and mesh analysis.

Steady state analysis of A.C circuits: series RL circuit, series RC circuit, series RLC circuit, parallel RL circuit, parallel RC circuit.

**UNIT III Magnetic Circuits**

Basic definition of MMF, flux and reluctance, analogy between electrical and magnetic circuits, Faraday's laws of electromagnetic induction – concept of self and mutual inductance, Dot convention – coefficient of coupling and conductively coupled equivalent circuits- problem solving.

					
Dr. S.Srikanth Professor & HOD	Dr.T.Murali Mohan, University Nominee	Dr.K.Siva Kumar Subject expert	Dr.G.Siva Kumar Subject expert	Ch.Mahadev Kumar Representative from Industry	D.Lakshman Kumar Alumni Member

#### UNIT IV Resonance and Locus Diagrams

Series Resonance: Characteristics of a series resonant circuit, Q-factor, selectivity and bandwidth, expression for half power frequencies. Parallel resonance: Q-factor, selectivity and bandwidth.  
Locus diagram: RL, RC, RLC with R variable.

#### UNIT V Network theorems (DC & AC Excitations)


Superposition theorem, Thevenin's theorem, Norton's theorem, Maximum Power Transfer theorem, Reciprocity theorem, Millman's theorem and compensation theorem.

#### Textbooks:

1. Engineering Circuit Analysis by William Hayt and Jack E. Kemmerley, Mc Graw Hill Company, 6<sup>th</sup> edition.
2. Network Analysis: Van Valkenburg; Prentice-Hall of India Private Ltd
3. Fundamentals of Electrical Circuits by Charles K. Alexander and Mathew N.O. Sadiku, Mc Graw Hill Education (India)

#### Reference Books:

1. Linear Circuit Analysis by De Carlo, Lin, Oxford publications
2. Electric Circuits – (Schaum's outlines) by Mahmood Nahvi & Joseph Edminister, Adapted by Kuma Rao, 5<sup>th</sup> Edition – Mc Graw Hill.
3. Electric Circuits by David A. Bell, Oxford publications
4. Introductory Circuit Analysis by Robert L Boylestad, Pearson Publications.
5. Circuit Theory (Analysis and Synthesis) by A. Chakrabarthy, Dhanpat Rai & Co.

S.No.	Members	Name & Institution	Signature of member
1	Chairman	Dr. S.Srikanth , Professor & HOD	
2	University Nominee	Dr. T. Murali Mohan , Professor, Dept. of EEE, UCEK, JNTU Kakinada	
3	Subject expert from outside the college	Dr. K.Siva Kumar , Professor, Dept. of EE, IIT Hyderabad	
4	Subject expert from outside the college	Dr. G.Siva Kumar , Asst. professor , Dept. of EE, NIT Warangal	
5	Representative from Industry	Ch.Mahadev Kumar ,Dy. Manager Oil rigs B H E L , R C Puram Hyderabad	
6	Alumni Member	D.Lakshman Kumar, Asst. professor, Dept. of EEE, Sri Vishnu Engineering College for Women(A), WG Dist.	

**CHEMISTRY LAB**  
(Common to EEE, ECE, CSE& Allied, IT)

**Course Objectives:**

- Verify the fundamental concepts with experiments.

**Course Outcomes:** At the end of the course, the students will be able to


- Determine the cell constant and conductance of solutions.
- Prepare advanced polymer Bakelite materials.
- Measure the strength of an acid present in secondary batteries.
- Analyze the IR spectra of some organic compounds.

**List of Experiments:**

1. Measurement of 10Dq by spectrophotometric method
2. Conductometric titration of strong acid vs. strong base
3. Conductometric titration of weak acid vs. strong base
4. Determination of cell constant and conductance of solutions
5. Potentiometry - determination of redox potentials and emfs
6. Determination of Strength of an acid in Pb-Acid battery
7. Preparation of a Bakelite
8. Verify Lambert-Beer's law
9. Wavelength measurement of sample through UV-Visible Spectroscopy
10. Identification of simple organic compounds by IR
11. Preparation of nanomaterials by precipitation method
12. Estimation of Ferrous Iron by Dichrometry

**Reference:**


- "Vogel's Quantitative Chemical Analysis 6th Edition 6th Edition" Pearson Publications by J. Mendham, R.C. Denney, J.D. Barnes and B. Sivasankar

  
A.D. Madhuri  
(Chairman - BOS)

  
Dr. S. Satyavani  
(University Nominee)

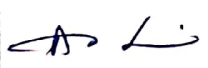


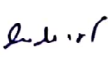
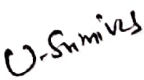

  
Dr. S. Musthafa  
(Subject Expert)

  
Dr. A. Venkateswara Rao  
(Subject Expert)

  
Mr. E. S. V. Subrahmanyam  
(Member, BOS)



I YEAR I SEM I YEAR II SEM	Course Code : 23ES1L02 (for CSE & Allied Branches)	L	T	P	C
	Course Code : 23ES2L02 (for CE, EEE, ME & ECE Branches)	0	0	3	1.5
ENGINEERING WORKSHOP (Common to All branches of Engineering)					
1. <b>Demonstration:</b> Safety practices and precautions to be observed in workshop.					
2. <b>Wood Working:</b> Familiarity with different types of woods and tools used in wood working and make following joints: a) Half – Lap joint b) Mortise and Tenon joint and c) Corner Dovetail joint or Bridle joint					
3. <b>Sheet Metal Working:</b> Familiarity with different types of tools used in sheet metal working, Developments of following sheet metal jobs from GI sheets: a) Tapered tray b) Elbow pipe c) Brazing					
4. <b>Fitting:</b> Familiarity with different types of tools used in fitting and do the following fitting exercises: a) V-fit b) Semi-circular fit c) Bicycle tyre puncture and change of two-wheeler tyre.					
5. <b>Electrical Wiring:</b> Familiarity with different types of basic electrical circuits and make the following connections: a) Parallel and series b) Two-way switch c) Godown lighting d) Tube Light e) Soldering of wires					
6. <b>Foundry Trade:</b> Demonstration and practice on Moulding tools and processes, Preparation of Green Sand Moulds for given Pattern.					

					
Dr. A. Swarna Kumari Professor in ME Dept.,UCEK (A), JNTUK	Dr. K Venkata Subbaiah, Professor in M&AE Dept, IITH	Dr. V. Suresh Babu, Professor in ME, NITW	Mr. K M Dakshina Murty, Dy.GM, BHEL	U Srinivas Tech. Asst, ISRO-SHAR Sriharikota	B Srinivas HOD-ME, BVCEC(A)
Member-Affiliating Univ. Nominee	Subject Expert	Subject Expert	Industry Expert	PG Alumni	Chairperson -BOS

**7. Welding Shop:** Demonstration and practice on Arc Welding and Gas welding. Preparation of Lap joint and Butt joint.




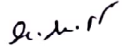


**8. Plumbing:** Demonstration and practice of Plumbing tools, Preparation of Pipe joints with coupling for same diameter and with reducer for different diameters

**Text Books:**

1. Basic Workshop Technology: Manufacturing Process, Felix W.; Independently Published, 2019.
2. Workshop Processes, Practices and Materials; Bruce J. Black, Routledge publishers, 5th Edn. 2015.
3. A Course in Workshop Technology Vol I. & II, B.S. Raghuwanshi, Dhanpath Rai & Co., 2015 & 2017.

**Reference Books:**

1. Elements of Workshop Technology, Vol. I by S. K. Hajra Choudhury & Others, Media Promoters and Publishers, Mumbai. 2007, 14th edition
2. Workshop Practice by H. S. Bawa, Tata-McGraw Hill, 2004.
3. Wiring Estimating, Costing and Contracting; Soni P.M. & Upadhyay P.A.; Atul Prakashan, 2021-22

					
Dr. A. Swarna Kumari Professor in ME Dept.,UCEK (A), JNTUK	Dr. K Venkata Subbaiah, Professor in M&AE Dept, IITH	Dr. V. Suresh Babu, Professor in ME, NITW	Mr. K M Dakshina Murty, Dy.GM, BHEL	U Srinivas Tech. Asst, ISRO-SHAR Sriharikota	B Srinivas HOD-ME, BVCEC(A)
Member-Affiliating Univ. Nominee	Subject Expert	Subject Expert	Industry Expert	PG Alumni	Chairperson -BOS

<b>I Year - II Semester</b>	<b>Code: 23ES2L03</b>	<b>L</b>	<b>T</b>	<b>P</b>	<b>C</b>
<b>0</b>		<b>0</b>	<b>2</b>	<b>1</b>	
<b>IT WORKSHOP (CE/EEE/ME/ECE)</b>					
<p><b>Course Objectives:</b></p> <ul style="list-style-type: none"> <li>• To introduce the internal parts of a computer, peripherals, I/O ports, connecting cables</li> <li>• To demonstrate configuring the system as Dual boot both Windows and other Operating Systems Viz. Linux, BOSS</li> <li>• To teach basic command line interface commands on Linux.</li> <li>• To teach the usage of Internet for productivity and self-paced life-long learning</li> <li>• To introduce Compression, Multimedia and Antivirus tools and Office Tools such as Word processors, Spread sheets and Presentation tools</li> </ul>					
<p><b>Course Outcomes:</b></p> <p>CO1: Perform Hardware troubleshooting.  CO2: Understand Hardware components and inter dependencies.  CO3: Safeguard computer systems from viruses/worms.  CO4: Document/ Presentation preparation. CO5: Perform calculations using spreadsheets</p>					
<p><b>PC Hardware &amp; Software Installation</b></p>					
<p><b>Task 1:</b> Identify the peripherals of a computer, components in a CPU and its functions. Draw the block diagram of the CPU along with the configuration of each peripheral and submit to your instructor.</p>					
<p><b>Task 2:</b> Every student should disassemble and assemble the PC back to working condition. Lab instructors should verify the work and follow it up with a Viva. Also students need to go through the video which shows the process of assembling a PC. A video would be given as part of the course content.</p>					
<p><b>Task 3:</b> Every student should individually install MS windows on the personal computer. Lab instructor should verify the installation and follow it up with a Viva.</p>					
<p><b>Task 4:</b> Every student should install Linux on the computer. This computer should have windows installed. The system should be configured as dual boot (VMWare) with both Windows and Linux. Lab instructors should verify the installation and follow it up with a Viva</p>					
<p><b>Task 5:</b> Every student should install BOSS on the computer. The system should be configured as dual boot (VMWare) with both Windows and BOSS. Lab instructors should verify the installation and follow it up with a Viva</p>					
<p><b>Internet &amp; World Wide Web</b></p>					
<p><b>Task1:</b> Orientation &amp; Connectivity Boot Camp: Students should get connected to their Local Area Network and access the Internet. In the process they configure the TCP/IP setting. Finally students should demonstrate, to the instructor, how to access the websites and email. If there is no internet connectivity preparations need to be made by the instructors to simulate the WWW on the LAN.</p>					
<p><b>Task 2:</b> Web Browsers, Surfing the Web: Students customize their web browsers with the LAN proxy settings, bookmarks, search toolbars and pop up blockers. Also, plug-ins like Macromedia Flash and JRE for applets should be configured.</p>					
<p><b>Task 3:</b> Search Engines &amp; Netiquette: Students should know what search engines are and how to use the search engines. A few topics would be given to the students for which they need to search on Google. This should be demonstrated to the instructors by the student.</p>					



**Task 4:** Cyber Hygiene: Students would be exposed to the various threats on the internet and would be asked to configure their computer to be safe on the internet. They need to customize their browsers to block pop ups, block active x downloads to avoid viruses and/or worms.

### **LaTeX and WORD**

**Task 1 – Word Orientation:** The mentor needs to give an overview of La TeX and Microsoft (MS) office or equivalent (FOSS) tool word: Importance of La TeX and MS office or equivalent (FOSS) tool Word as word Processors, Details of the four tasks and features that would be covered in each, Using La TeX and word – Accessing, overview of toolbars, saving files, Using help and resources, rulers, format painter in word.

**Task 2:** Using La TeX and Word to create a project certificate. Features to be covered:- Formatting Fonts in word, Drop Cap in word, Applying Text effects, Using Character Spacing, Borders and Colors, Inserting Header and Footer, Using Date and Time option in both La TeX and Word.

**Task 3:** Creating project abstract Features to be covered:-Formatting Styles, Inserting table, Bullets and Numbering, Changing Text Direction, Cell alignment, Footnote, Hyperlink, Symbols, Spell Check, Track Changes.

**Task 4:** Creating a Newsletter: Features to be covered:- Table of Content, Newspaper columns, Images from files and clipart, Drawing toolbar and Word Art, Formatting Images, Textboxes, Paragraphs and Mail Merge in word.

### **EXCEL**

**Excel Orientation:** The mentor needs to tell the importance of MS office or equivalent (FOSS) tool Excel as a Spreadsheet tool, give the details of the four tasks and features that would be covered in each. Using Excel – Accessing, overview of toolbars, saving excel files, Using help and resources.

**Task 1:** Creating a Scheduler - Features to be covered: Gridlines, Format Cells, Summation, auto fill, Formatting Text

**Task 2:** Calculating GPA -. Features to be covered:- Cell Referencing, Formulae in excel – average, std. deviation, Charts, Renaming and Inserting worksheets, Hyper linking, Count function,

### **LOOKUP/VLOOKUP**

**Task 3:** Split cells, freeze panes, group and outline, Sorting, Boolean and logical operators, Conditional formatting

### **POWER POINT**

**Task 1:** Students will be working on basic power point utilities and tools which help them create basic power point presentations. PPT Orientation, Slide Layouts, Inserting Text, Word Art, Formatting Text, Bullets and Numbering, Auto Shapes, Lines and Arrows in PowerPoint.

**Task 2:** Interactive presentations - Hyperlinks, Inserting –Images, Clip Art, Audio, Video, Objects, Tables and Charts.

**Task 3:** Master Layouts (slide, template, and notes), Types of views (basic, presentation, slide slotter, notes etc), and Inserting – Background, textures, Design Templates, Hidden slides.

### **AI TOOLS – ChatGPT**

**Task 1:** Prompt Engineering: Experiment with different types of prompts to see how the model responds. Try asking questions, starting conversations, or even providing incomplete sentences to see how the model completes them.

- Ex: Prompt: "You are a knowledgeable AI. Please answer the following question: What is the capital of France?"

**Task 2:** Creative Writing: Use the model as a writing assistant. Provide the beginning of a story or a description of a scene, and let the model generate the rest of the content. This can be a fun way to brainstorm creative ideas

Ex: Prompt: "In a world where gravity suddenly stopped working, people started floating upwards. Write a story about how society adapted to this new reality."

**Task 3:** Language Translation: Experiment with translation tasks by providing a sentence in one language and asking the model to translate it into another language. Compare the output to see how accurate and fluent the translations are.

Ex: Prompt: "Translate the following English sentence to French: 'Hello, how are you doing today?'"

**Text Books:**

**Reference Books:**

1. Comdex Information Technology course tool kit, Vikas Gupta, WILEY Dream tech, 2003
2. The Complete Computer upgrade and repair book, Cheryl A Schmidt, WILEY Dream tech, 2013, 3rd edition
3. Introduction to Information Technology, IITL Education Solutions limited, Pearson Education, 2012, 2nd edition

**Reference Books:**

4. PC Hardware - A Handbook, Kate J. Chase, PHI (Microsoft)
5. LaTeX Companion, Leslie Lamport, PHI/Pearson.
6. IT Essentials PC Hardware and Software Companion Guide, David Anfinson and Ken Quamme. – CISCO Press, Pearson Education, 3rd edition
7. IT Essentials PC Hardware and Software Labs and Study Guide, Patrick Regan– CISCO Press, Pearson Education, 3rd edition

Dr. N Ramakrishnaiah, Professor of CSE. UCEK, JNTUK Kakinada.	Dr. C Krishna Mohan, Professor of CSE, IIT Hyderabad.	Dr. P Radha Krishna, Professor of CSE, NIT Warangal.	Narayana Rao Routhu, Technology Manager, Hidden Brains, Ahmadabad.	Dr. S Rao Chintalapudi, Professor and HoD, CSE(AIML) CMR Technical Campus, Hyderabad.	Dr. B S N Murthy Professor of CSE, BVCEC.

**ELECTRICAL CIRCUITS LAB  
(EEE)**

**Subject Code:23EE2L01**

**Course Objectives:**

The objective of laboratory is to impart hands on experience in verification of circuit laws and theorems, measurement of circuit parameters, study of circuit characteristics. It also gives practical exposure to the usage of different circuits with different condition.

**Course Outcomes:** At the end of the course, student will be able to

- Determine self, mutual inductances and coefficient of coupling values, parameters of choke coil.
- Examine series and parallel resonance.
- Apply Thevenin's, Norton's, Thevenin's, superposition theorem, maximum power transfer, compensation, Tellegens, reciprocity and Millman's Theorems to compare practical results obtained with theoretical calculations.


**List of Experiments:**

(Any 10 of the following experiments are to be conducted)

1. Verification of node and mesh analysis.
2. Verification of network reduction techniques.
3. Determination of cold and hot resistance of an electric lamp
4. Determination of Parameters of a choke coil.
5. Determination of self, mutual inductances, and coefficient of coupling
6. Series and parallel resonance
7. Verification of Superposition theorem
8. Verification of Thevenin's and Norton's Theorems
9. Verification of Maximum power transfer theorem
10. Verification of Compensation theorem
11. Verification of Tellegens theorem
12. Verification of Reciprocity and Millman's Theorems

**References:**

1. Engineering Circuit Analysis by William Hayt and Jack E. Kemmerley, Mc Graw Hill Company, 6<sup>th</sup> edition.
2. Network Analysis: Van Valkenburg; Prentice-Hall of India Private Ltd

					
Dr. S.Srikanth Professor & HOD	Dr.T.Murali Mohan, University Nominee	Dr.K.Siva Kumar Subject expert	Dr.G.Siva Kumar Subject expert	Ch.Mahadev Kumar Representative from Industry	D.Lakshman Kumar Alumni Member



<b>L</b>	<b>T</b>	<b>P</b>	<b>C</b>
<b>0</b>	<b>0</b>	<b>1</b>	<b>0.5</b>

**NSS/NCC/SCOUTS & GUIDES/COMMUNITY SERVICE**  
(Common to All branches of Engineering)

**23BS1L05((CSE,AIDS,AIML,CSE(AIML))**

**23BS2L05 (CE,EEE,MEC,ECE)**

**Course Objectives:**

The objective of introducing this course is to impart discipline, character, fraternity, teamwork, social consciousness among the students and engaging them in selfless service.

**Course Outcomes:** After completion of the course the students will be able to

**CO1:** Understand the importance of discipline, character and service motto.

**CO2:** Solve some societal issues by applying acquired knowledge, facts, and techniques.

**CO3:** Explore human relationships by analyzing social problems.

**CO4:** Determine to extend their help for the fellow beings and downtrodden people.

**CO5:** Develop leadership skills and civic responsibilities.

**UNIT I Orientation**

General Orientation on NSS/NCC/ Scouts & Guides/Community Service activities, career guidance.

**Activities:**

- i) Conducting –ice breaking sessions-expectations from the course-knowing personal talents and skills
- ii) Conducting orientations programs for the students –future plans-activities-releasing road map etc.
- iii) Displaying success stories-motivational biopics- award winning movies on societal issues etc.
- iv) Conducting talent show in singing patriotic songs-paintings- any other contribution.

**UNIT II Nature & Care**

**Activities:**

- i) Best out of waste competition.
- ii) Poster and signs making competition to spread environmental awareness.
- iii) Recycling and environmental pollution article writing competition.
- iv) Organising Zero-waste day.
- v) Digital Environmental awareness activity via various social media platforms.
- vi) Virtual demonstration of different eco-friendly approaches for sustainable living.
- vii) Write a summary on any book related to environmental issues.

**UNIT III Community Service**

**Activities:**

- i) Conducting One Day Special Camp in a village contacting village-area leaders- Survey

in the village, identification of problems- helping them to solve via media- authorities- experts-etc.

- ii) Conducting awareness programs on Health-related issues such as General Health, Mental health, Spiritual Health, HIV/AIDS,
- iii) Conducting consumer Awareness. Explaining various legal provisions etc.
- iv) Women Empowerment Programmes- Sexual Abuse, Adolescent Health and Population Education.
- v) Any other programmes in collaboration with local charities, NGOs etc.

#### Reference Books:

1. Nirmalya Kumar Sinha & Surajit Majumder, *A Text Book of National Service Scheme Vol;I*, Vidya Kutir Publication, 2021 ( ISBN 978-81-952368-8-6)
2. *Red Book - National Cadet Corps – Standing Instructions Vol I & II*, Directorate General of NCC, Ministry of Defence, New Delhi
3. Davis M. L. and Cornwell D. A., "Introduction to Environmental Engineering", McGraw Hill, New York 4/e 2008
4. Masters G. M., Joseph K. and Nagendran R. "Introduction to Environmental Engineering and Science", Pearson Education, New Delhi. 2/e 2007
5. Ram Ahuja. *Social Problems in India*, Rawat Publications, New Delhi.

#### General Guidelines:

1. Institutes must assign slots in the Timetable for the activities.
2. Institutes are required to provide instructor to mentor the students.

#### Evaluation Guidelines:

- Evaluated for a total of 100 marks.
- A student can select 6 activities of his/her choice with a minimum of 01 activity per unit. Each activity shall be evaluated by the concerned teacher for 15 marks, totalling to 90 marks.
- A student shall be evaluated by the concerned teacher for 10 marks by conducting viva voce on the subject.

\*\*\* \*\* \*